



Blue Box

(BB)

Technical Information

Contents

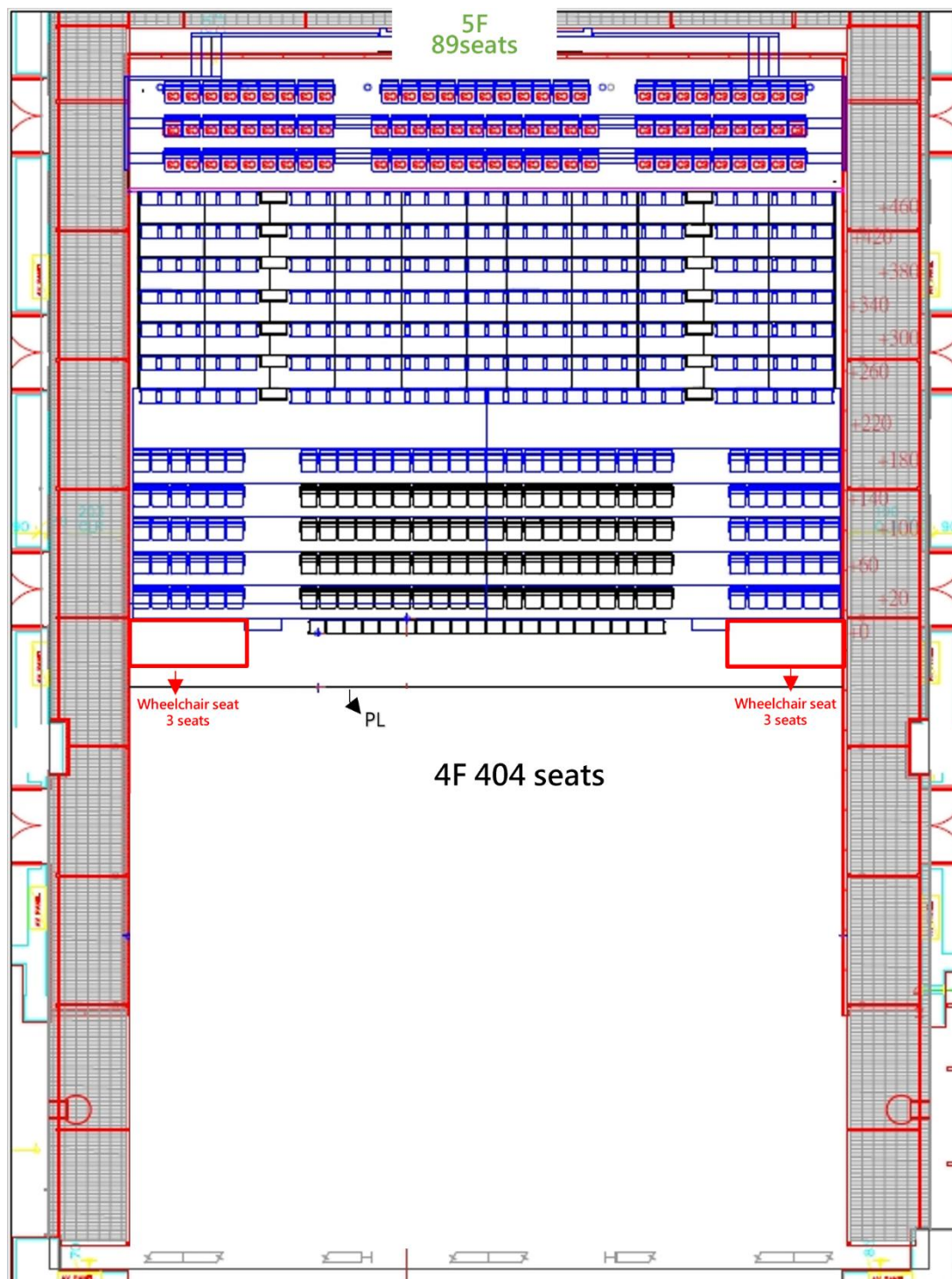
Blue Box / BB	2
Load-in Gate and Scenery Shipping Path	3
Load-in Path	3
Load-in area	4
Load-in Entrance	4
Scenery Shipping Path	5
Stage Specifications	6
Stage Dimension	6
1. Main Stage Galleries	7
2. Grid Steel Frame	8
Stage Equipment	9
Other Stage Equipment	11
Lighting Specifications	14
Lighting Systems.....	14
Lighting Equipment List	15
Lighting Cable and Accessories	17
Dimmer circuits layout chart.....	20
House light Circuits	25
Audio Specification.....	26
Loudspeaker System	26
Stage Monitor System.....	28
Other Equipment & Dressing Room.....	32
Other Equipment	32
List of Dressing room	32

Blue Box / BB

- The stage floor of Blue Box is on the 4th floor

Blue Box have 499 seats, comprising 404 seats in 4F, 89 seats in 5F and 6 wheelchair seats

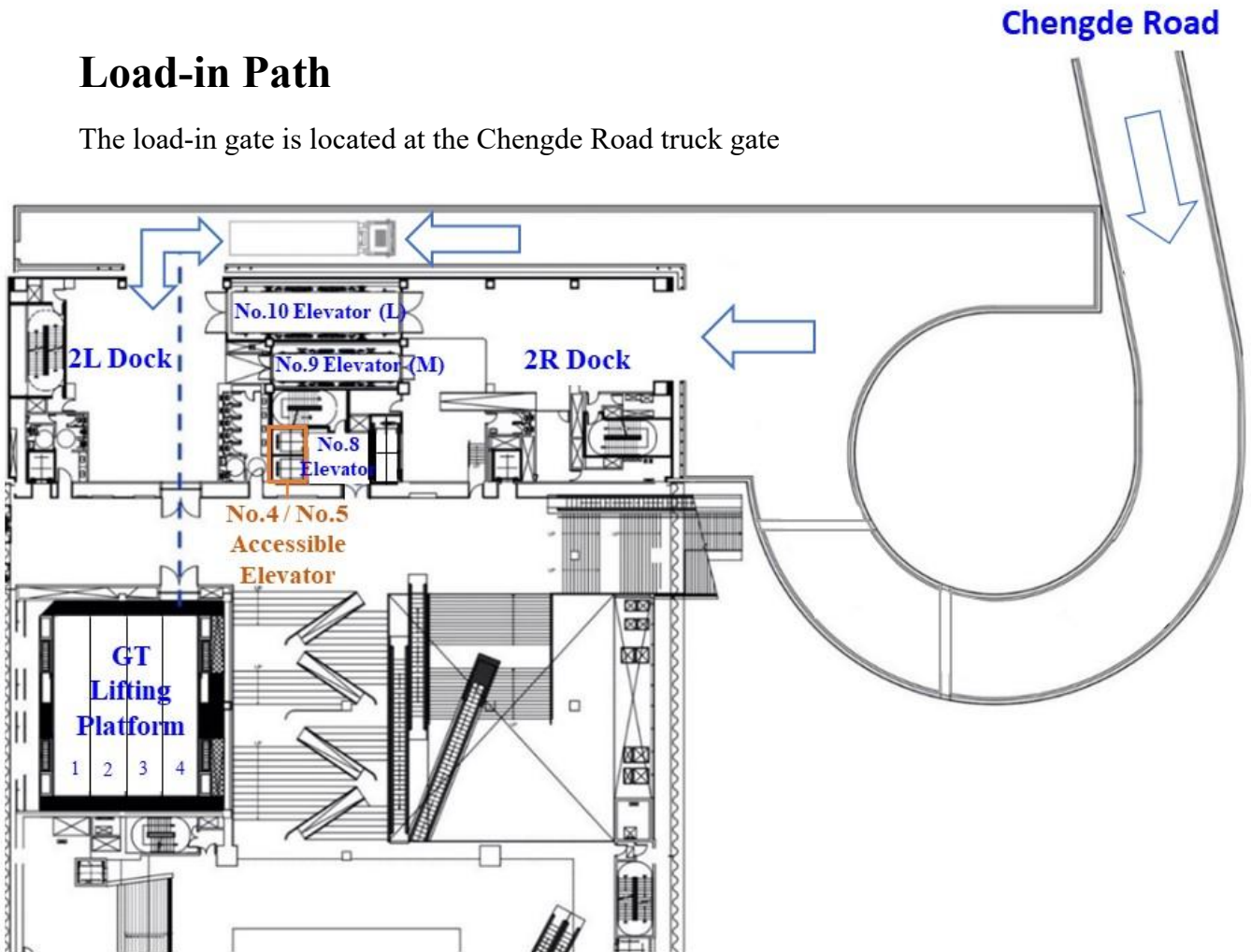
The Auditorium is a permanent configuration and cannot be dismantled.



Load-in Gate and Scenery Shipping Path

Load-in Path

The load-in gate is located at the Chengde Road truck gate




Dimension of lane : width 810 cm

Dimension of the load-in path of the GT: width 408 cm / Height 437 cm

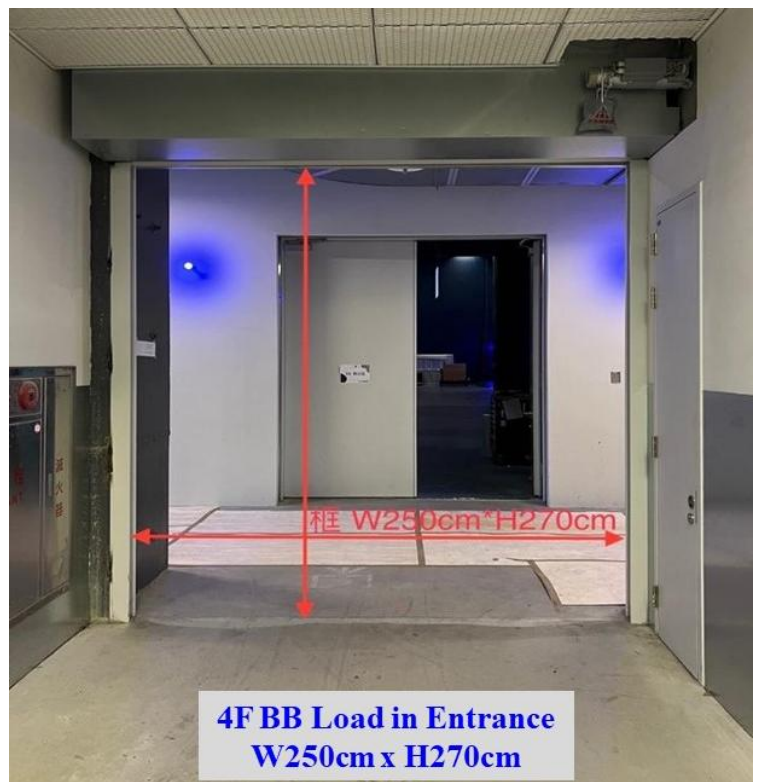


Load-in area



Load-in Entrance

Dimension of the entrance(4F) :
250 cm (W) × 270cm (H)



Scenery Shipping Path

No. 10 Elevator

Dimension : 1405 cm (L) × 340 cm (W) × 400 cm (H)

Maximum load : 25000 kg

Floors to Reach : 2F : Double Entrance/Driveway Level

4F : Double Entrance/GT/BB Stage Floor

7F : Single Entrance/GP Stage Floor

No. 9 Elevator

Dimension : 1042 cm (L) × 210 cm (W) × 260 cm (H)

Maximum load : 8000 kg

Floors to Reach : 2F : Double Entrance / Driveway Level

3F : Single Entrance / Music Instrument Store room 200 (W) x 210 (H)/

GT Orchestra Pit 95 (W) x 200 (H)

4F : Double Entrance /GT/BB Stage Floor

5F : Single Entrance / Dressing Room

6F : Double Entrance / Dressing Room 147 (W) x 199 (H) /BB Grid/

GP Orchestra Pit

7F : Single Entrance /GP Stage Floor

No. 8 Elevator

Dimension : 400 cm (L) × 170 cm (W) × 230 cm (H)

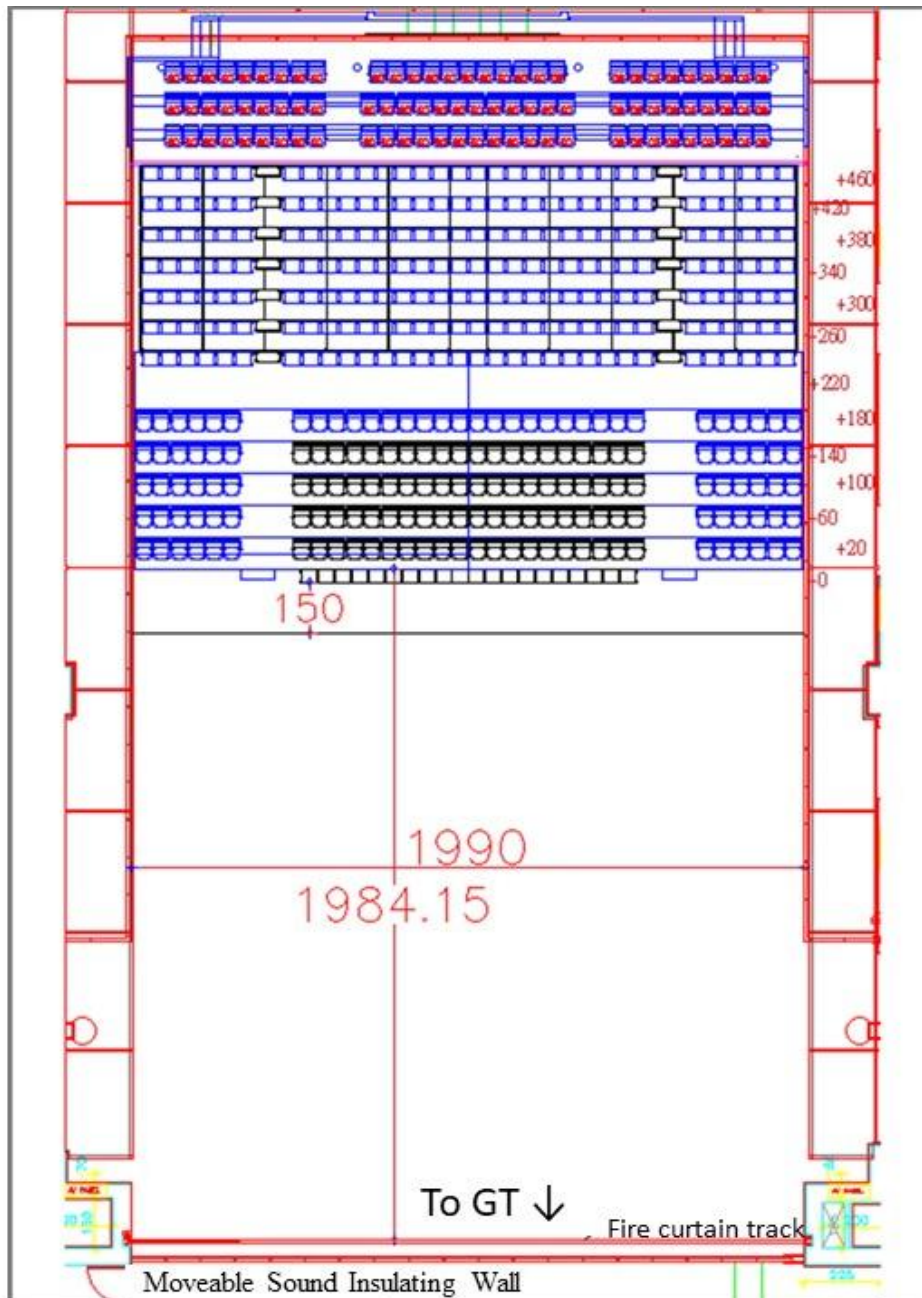
Maximum load : 3000 kg

Floors to Reach : B1~12F

Stage Specifications

Stage Dimension

- i. **4F Main Stage** : 1796.65 cm (L) × 1990 cm (W)
(It is separated from GT by Movable Sound Insulating wall. A fire curtain track located 30cm in front of the acoustic wall. No objects can be placed on the track.)
- ii. Movable sound insulating wall is installed under the 5F Gallery. The materials on both sides of the wall are different, which can be selected according to sound absorption and sound reflection.
- iii. Grid : Height from Stage Floor : 940 cm
- iv. Floor Surface : Black painted 3-ply plywood/45 mm, Loads Capacity : **500 kg/m²** ◦



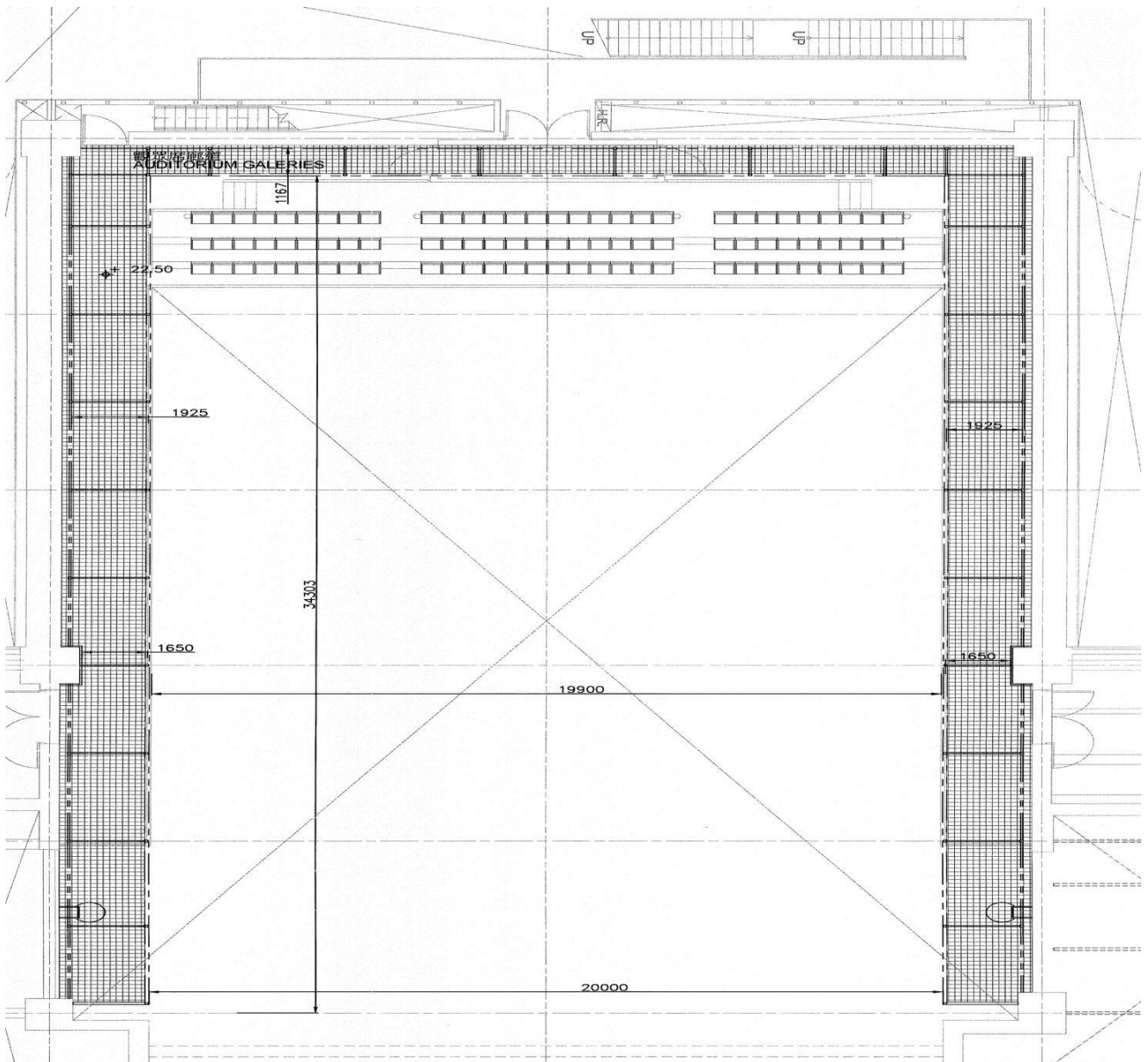
1. Main Stage Galleries

5F Gallery : Height from Stage Floor **440** cm, Stage L/R , Width : **230** cm.

5MF Gallery : Height from Stage Floor **667** cm, Stage L/R, Width : **192.5** cm,

Up stage, Width : **150** cm.

Loads Capacity : Ground **250** kg/m² ; Railing **100** kg/m °



2. Grid Steel Frame

Height from Stage Floor **1000** cm, Grid Dimension : **2350** cm x **3424** cm

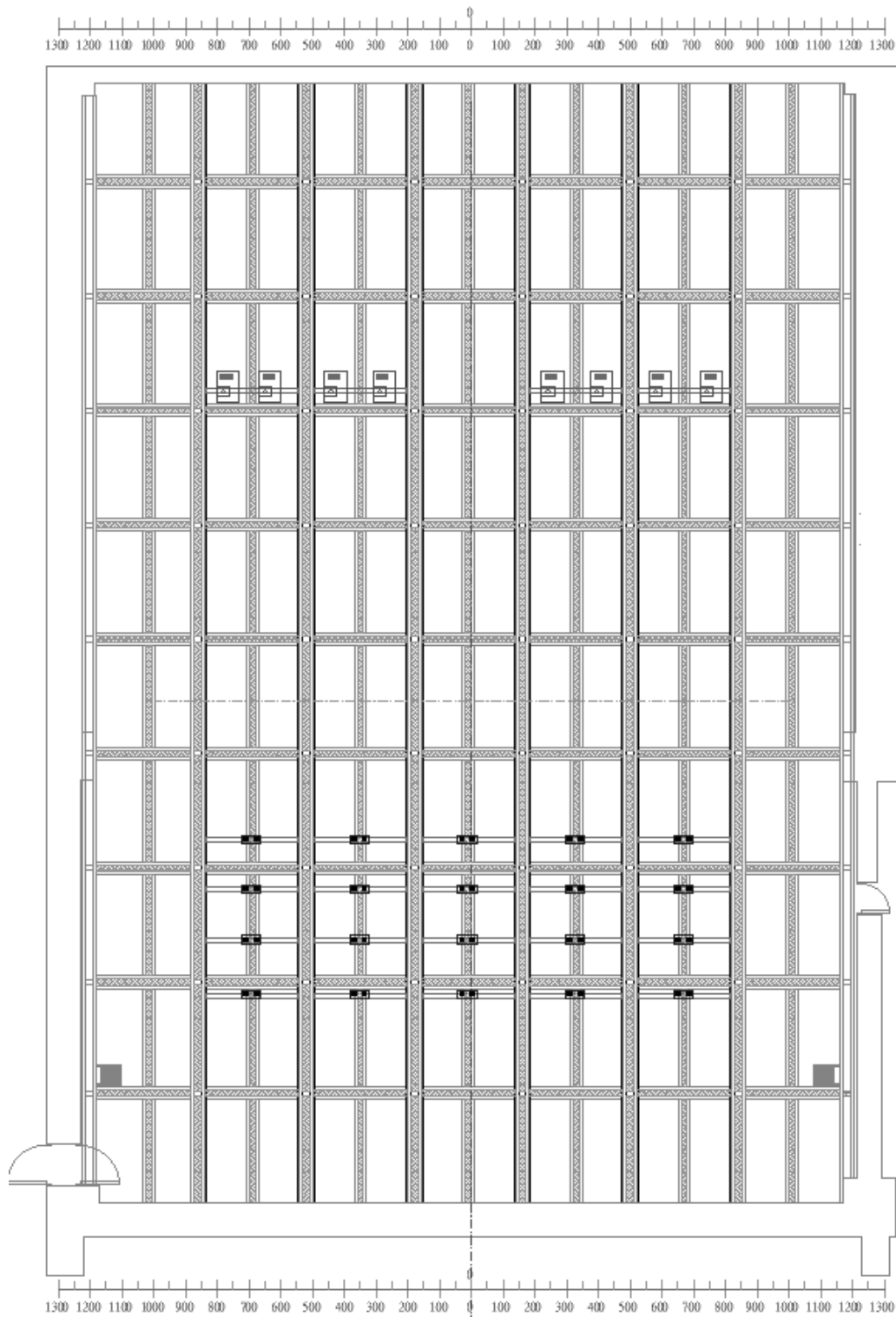
Provide **8** variable speed point hoist and **20** fixed speed chain hoist (Please refer to “Other stage Equipment” for details)

Grid Load Capacity : **150** kg/m²

Equipped with Movable I-beam for extra hanging points, safety working load : **1200** kg

Please provide written report for assessment when using other structure for extra hanging point.

For calculation data, please refer to the “structure calculation statement”.



Stage Equipment

Rigging system

i. Fly Bar

- Main Stage

Type : Motorized fixed speed fly bar

Amount : 10

Length : 1800 cm (With 100 cm extension bar on both sides)

Ø Diameter : 4.83 cm

Loads Capacity : 500 kg, 80 kg/m. Extension bar : 50 kg

Travel Distance : (From stage floor) + 100 cm ~ +900 cm

Speed : 0.3 m/s

- Side Bar

Type : Motorized fixed speed fly bar

Amount : 8, 4 on each side

Length : 580 cm ~ 600 cm (With 100 cm extension bar on both sides)

Ø Diameter : 4.83 cm

Loads Capacity : 400 kg, 80 kg/m. Extension bar : 50 kg


Travel Distance : (From stage floor) + 100 cm ~ +800 cm

Speed : 0.3 m/s

Hanging List

Fly Bar to Movable Sound Insulating wall B :

No.	To sound insulating wall B (cm)	No.	To sound insulating wall B (cm)
B01	3198	B06	1491
B02	2968	B07	1038
B03	2860	B08	672
B04	2157	B09	473
B05	1867	B10	315



(The position of the fly bars and the movable sound insulating wall B)

Other Stage Equipment

i. Flexible 2.5kN variable speed Point Hoists

Amount : 8

Dimension : 140 cm×100 cm×80 cm× 140 cm (H)

Loads Capacity : 250 kg

Travel Distance : (**From Stage floor**)+100 cm ~ +650 cm

Speed : 0.012 ~ 1.2 m/s

Max acceleration : 0.6 m/s²

ii. CM Fixed speed chain hoists

Not recordable, not movable during performance

Amount : 20

Loads Capacity : 1000 kg

Speed : 4m /min

iii. List of Drapery

No.	Item	Size(m)	Color/Material	Amount	Note
1	Legs	300 cm (W) × 850 cm (H)	Black	2 pairs	
2	Legs	300 cm (W) × 800 cm (H)	Black	3 pairs	
3	Border	1800 cm (W) × 200 cm (H)	Black	2	
4	Backdrop	1000 cm (W) × 850 cm (H)	Black	2	
5	Gauze Curtain	1700 cm (W) × 850 cm (H)	Gerriets Black 6 point sharktooth Falstaff	1	chargeable items
6	Gauze Curtain	1700 cm (W) × 850 cm (H)	Gerriets White Vision Gauze PARSIFAL	1	chargeable items
7	Rear Projection Screen	1700 cm (W) × 850 cm (H)	Gerriets GmbH Black / PVC SHOW® 2.2 anthracite	1	chargeable items

8	Rear Projection Screen	1900 cm (W) × 900 cm (H)	Gerriets GmbH Creamy White / PVC Prospekt OPERA creamy white	1	chargeable items
---	------------------------------	---------------------------------	--	---	------------------

iv. Other Stage Accessories

No	Item	Dimension	Amount	Note
1	Aluminum A Frame Ladder	6ft	2	
2	Marley (Dance floor)	100cm (W) × 2000cm (L)	21	*Reversible. *Choice of Black/White *With 3 trailers
3	Flat (Black)	4ft x 8ft	15	
4	Aluminum Bottom Pipe	1m	1	Silver / Light
		2m	1	
		3m	10	
5	Aluminum Bottom Pipe protect kit (male)		5	
6	Aluminum Bottom Pipe protect kit (female)		5	
7	Black Bottom Pipe	3m	20	8.2kg / pipe
8	Pipe and Accessories:			
	Pipe	1m	20	
		2m	20	
	Joint Inner tube		35	
Screw sets (Lead screw & nut)		170 sets		
9	Aluminum alloy Scaffold Tower:			
	Double Width 5 Rung Span Frame	134cm(W) x 207cm(H)	6	
	Double Width 2 Rung Span Frame	134cm(W) x 70.5cm(H)	2	
	Horizontal Brace	198	10	
	Diagonal Brace	218.5	12	
	6' Fixed Platform		5	
	40cm leveling feet and 8" Wheels		4 sets	Wheel Height 32 cm Adjustable height 33 cm
	Outrigger		4	
	Staircase		3	

10	22m Track and Accessories		1 set	
	Channel	1m	2	
		2m	4	
		3m	4	
	Hand Live	60m	1	
	Single Carrier		60	
	Master Carrier		2	
	Dead End Pulley		2	
	Live End Pulley		1	
	End Stop		4	
	Adjustable Floor Pulley		1	
	Joint		16	
	Spileing Clamp set (Spileing Clamp*2, Pipe Clamp *2 Clinch bolt set*3)		8 sets	
	Center Pipe Supports set (Pipe Clamp*2, Hanging Clamp*2 Clinch bolt set*3)		22 sets	

Lighting Specifications

Lighting Systems

1. Network system


- NETWROK signal transmission by sACN communication protocol. Domain CLASS B type 255.255.0.0
- In-wall wiring specification CAT.6 type
- Use domain segment **10.0.20.51~100**
- Provide mobile NET→DMX signal converter

2. Dimmer and Voltage specification

- Brand/Type: Strand Lighting /EC21
- Voltage: 380V/220V
- 3kw SCR dimming module: Max. Loading of a single loop: 16A
- 3kw relay module: Max. Loading of a single loop: 16A
- 5kw SCR dimming module: Max. Loading of a single loop: 25A
- Signal types that can be received by the signal input terminal: SHOWNET/DMX512

3. Additional Power Supply

- Location: 3F below the stage
- Mark A: US standard quick connector (CamLock Connector) 3 ϕ 4 wires+G 380V/220V. Independent load 200A
- Mark B/C: [CEE 63A](#) 5-pin (3P+N+G). Female: 3 ϕ 4+G. Independent Load 75A
- Mark A+B+C: Max. load is 225A at the same time



Lighting Equipment List

1. Equipment List

NO.	Item & Type	Total	Location	Amount	Note
1	Lighting console grandMA 2 light	1	Side Stage		
2	Lighting console grandMA 3 light	1	5MF Control room		
3	Backup / Playback controller grand-MA 2 Replay Unit	1	5MF Control room		
4	Lighting console ETC XE	1	Storage Room		chargeable items *Subject to availability
5	3KW 6 Circuits Spring Cable Reels Conductix Wampfler SR40.3PA.13GB090+2(2UC)	20	Grid		*Operate under staff assistance for safety precaution * Speed limit 20cm/sec * No movement during performance
6	Ellipsoidal reflector spotlight 19° Selecon SPX 19°	44	Side Stage		
7	Ellipsoidal reflector spotlight 26° Selecon SPX 26°	68	Side Stage	44	
			5MF Gallery	24	
8	Ellipsoidal reflector spotlight 36° Selecon SPX 36°	68	Side Stage	44	
			5MF Gallery	24	
9	Ellipsoidal reflector spotlight 50° Selecon SPX 50°	10	Side Stage		
10	parabolic aluminized reflector light PAR64 KUPO PAR-64LB-UL	40	Lighting Trailer	VN*10	lamp change is not available
				N*10	
				M*10	
				W*10	
11	Fresnel 1 kw Selecon Rama 150	40	Side Stage		Barndoor*20
12	Fresnel 2 kw Selecon Arena Theatre Fresnel 2kw	24	Side Stage		Barndoor*20

13	Fresnel 5 kw ARRI ST5 Fresnel 5kw	11	Storage room		*Subject to availability. The equipments are shared among 3 venues
14	LED CYC Chauvet Ovation CYC 1 FC	22	Side Stage		
15	LED PAR Clay Paky Mini-B ParLED Aqua	40	Side Stage		
16	LED Pixel Wash ROBE Spiider	12	Side Stage		
17	ROBE T11 Profile 5°~50°	126	Ladder	98	Gobo size: 26.8mm Image size: 23.5mm Thickness: 1.1mm Maximum Thickness: 4.0mm High-temperature resistance Glass gobo only
			5MF Gallery	24	
			Control Panel Area	4	
18	Followspot TRISTAN-1189CW 825W LED	2	5MF Gallery		
19	Fog Machine Fazer Antari F-4 (With DMX Fan)	2	Storage Room		chargeable items
20	Hazer Hazer Antari HZ-1000 (With DMX Fan)	2	Storage Room		chargeable items
21	Hazer Hazer Antari HZ-500 (With DMX Fan)	4	Storage Room		chargeable items *Subject to availability. The equipments are shared among 3 venues

2.Push-around mast lift

Type: SNORKEL UL40

Max. platform height : 1219 cm

Max. platform Loads Capacity : 136 kg

Lift weight (with battery) : 492kg

Amount: 2

Note : one person only

Please read and sign the safety instruction before using the lift



Lighting Cable and Accessories

Item	Type	Amount	Storage location
Spring Cable Reels	3kw/6 Circuits	20	Grid
GrandMA3 Node	2 Port	2	Cage trailer
		1	Grid
DP-81II DMX Splitter	1 in Port 8 out Port	2	Cage trailer
Chauvet RDMX Splitter 8	2 in Port 8 out Port	3	Cage trailer
Multi cable 3kw (with DMX Signal)	2m	22	Grid
	10m	14	Grid
	25m	14	Grid
CEE 16A Ex-Cable	1m	40	Cable trailer
	3m	30	Cable trailer
	5m	56	Cable trailer
	10m	56	Cable trailer
	20m	18	Cable trailer

CEE 32A Ex-Cable	5m	20	Cable trailer
	10m	66	Cable trailer
	15m	20	Cable trailer
	20m	16	Cable trailer
19PIN (male)→ 6 circuits CEE16A (female)	1m	30	Cable trailer
19PIN (female)→ 6 circuits CEE16A (male)	1m	4	Cable trailer
	2m	6	Grid
CEE 16A Y-cord	1m	70	Cable trailer
Multi-core cable (19 PIN/2.5mm ²)	5m	20	Cable trailer
		10	Grid
	10m	10	Cable trailer
		20	Gallery
	20m	20	Gallery
DMX 5PIN cable	1m	40	Cable trailer
	3m	100	Cable trailer
	5m	20	Cable trailer
	10m	20	Cable trailer
	20m	10	Cable trailer
	30m	10	Cable trailer
	10m	10	Grid
	15m	10	Grid
CEE 16A →PowerCon	Power cord	60	Cable trailer
PowerCon	1m	20	Cable trailer
	2m	45	Cable trailer
	3m	50	Cable trailer

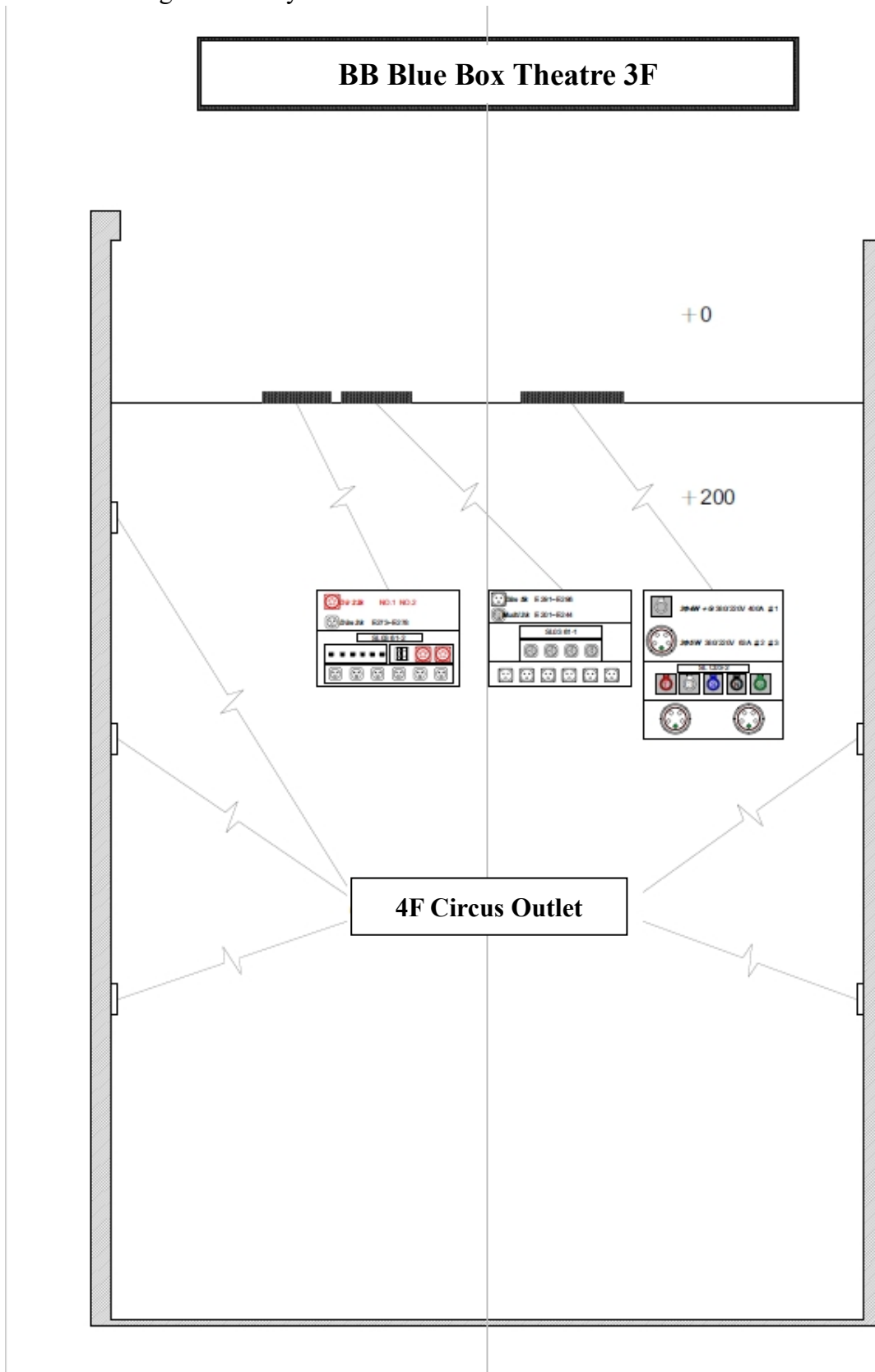
Colour Frame & Fixture Accessories			
Selecon SPX Colour Frame 5.5"	15.8*15.8cm	200	Lighting cabinet
Selecon SPX IRIS		40	Lighting cabinet
Selecon SPX GOBO HOLDER	B SIZE	29	Lighting cabinet
Selecon Fresnel 1KW Colour Frame 6"		40	Lighting cabinet
Selecon Fresnel 2 kw Colour Frame 8"	24.5*24.5cm	24	Lighting cabinet
ARRI ST5 Fresnel 5 kw Colour Frame	Ø : 40.5cm (Circle)	11	Storage room
ROBE T11 Colour Frame 7.2"	Ø : 20.8cm (Circle)	80	Storage room
ROBE T11 Gobo Holder	Gobo size: 26.8mm Image size: 23.5mm	20	Lighting cabinet
PAR-64 Colour Frame 8"	25.5*25.5cm	36	Lighting cabinet
Top Hat	Full Top Hat	30	Cage trailer
Other Accessories			
BOOM BASE	(W)50*(L)80 cm	12	Side stage right
BOOM	6 ft	12	
	8 ft	16	
	10 ft	16	
	12 ft	12	
Backlite Base Stand (with adapter)	(H)13cm	20	
Triangular Truss	30 x 30 x 300 cm	18	Under Auditorium

*Backlite Base Stand

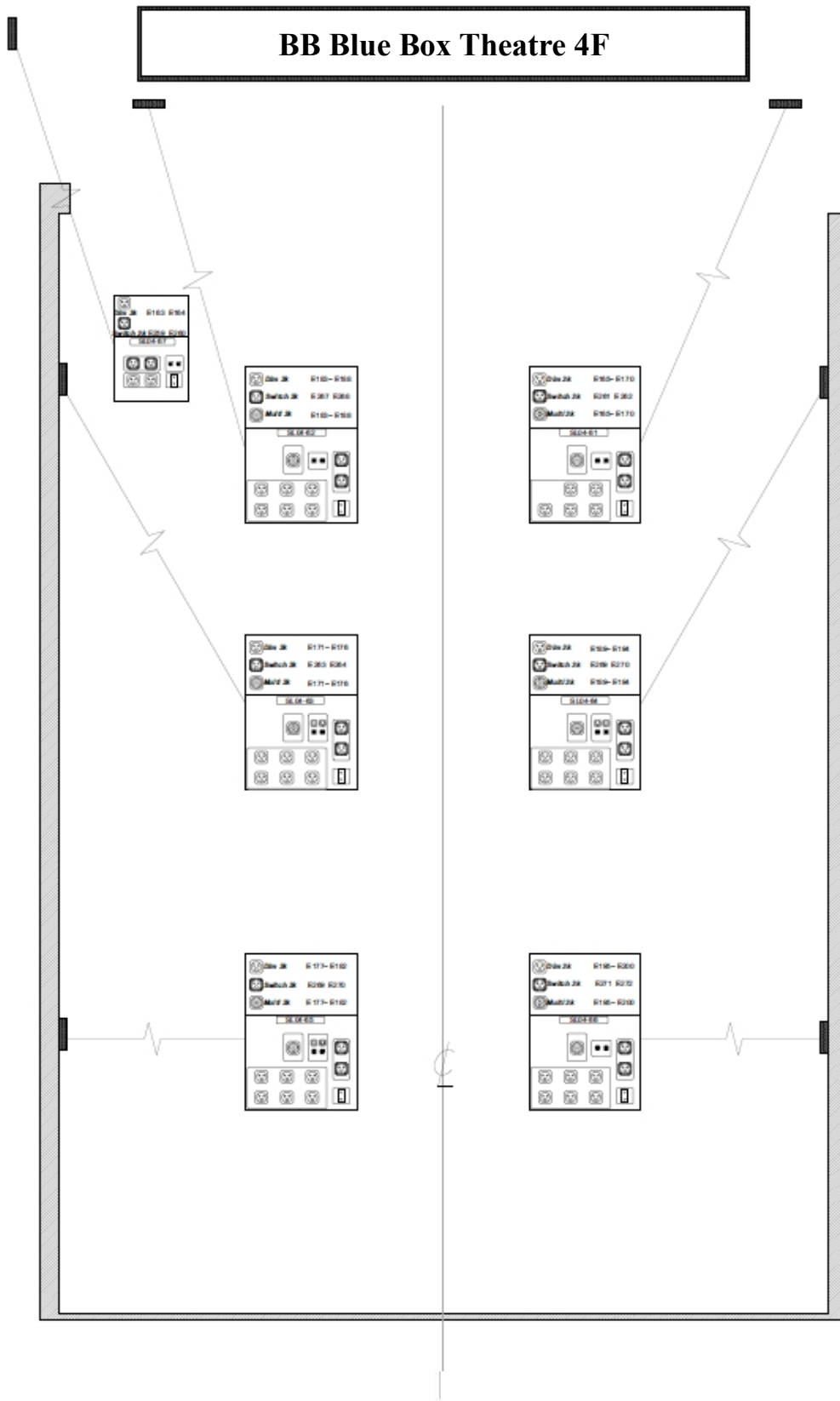


Dimmer circuits layout chart

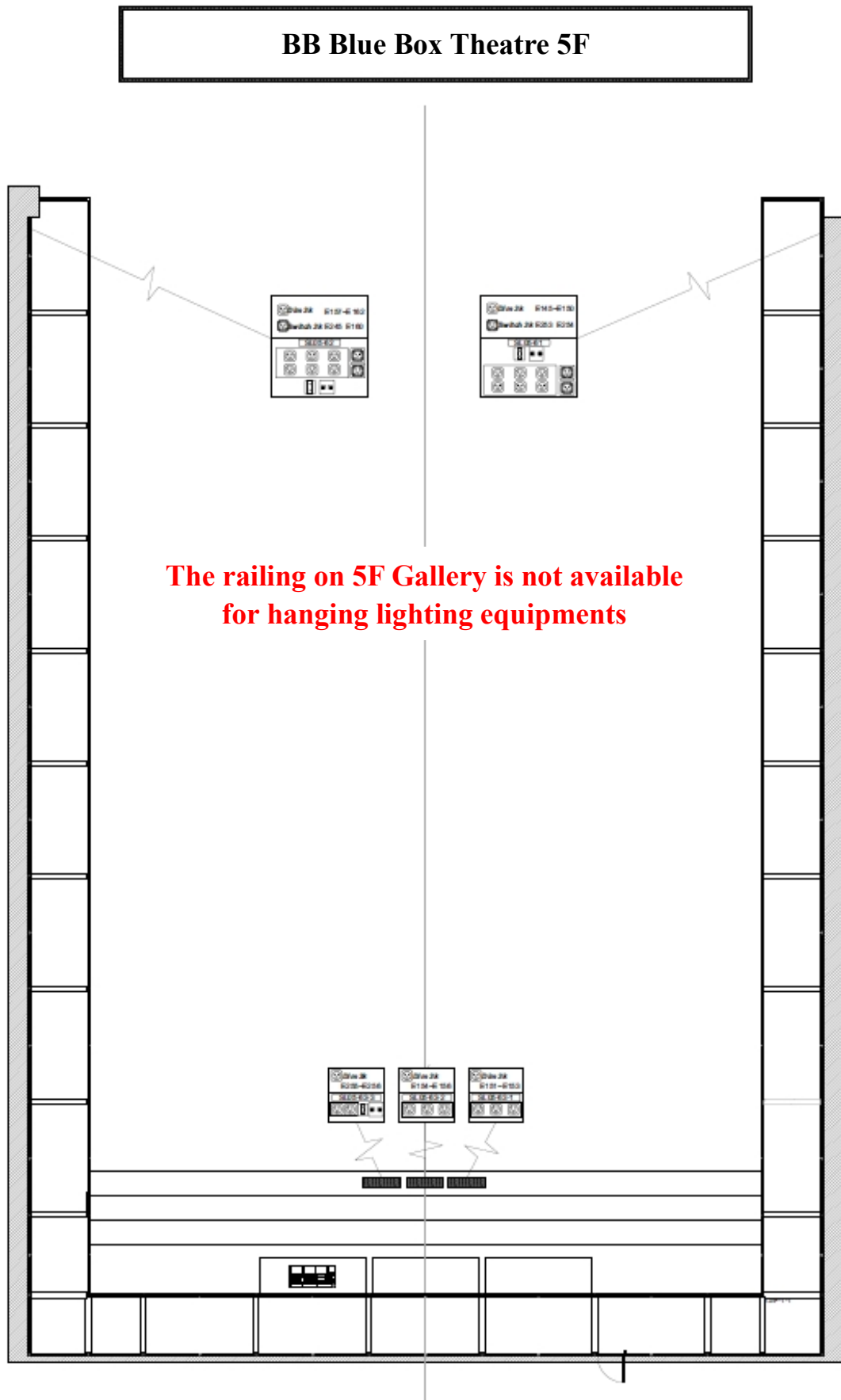
1. 3F Under Stage circuits layout chart



2. 4F Stage Floor circuits layout chart

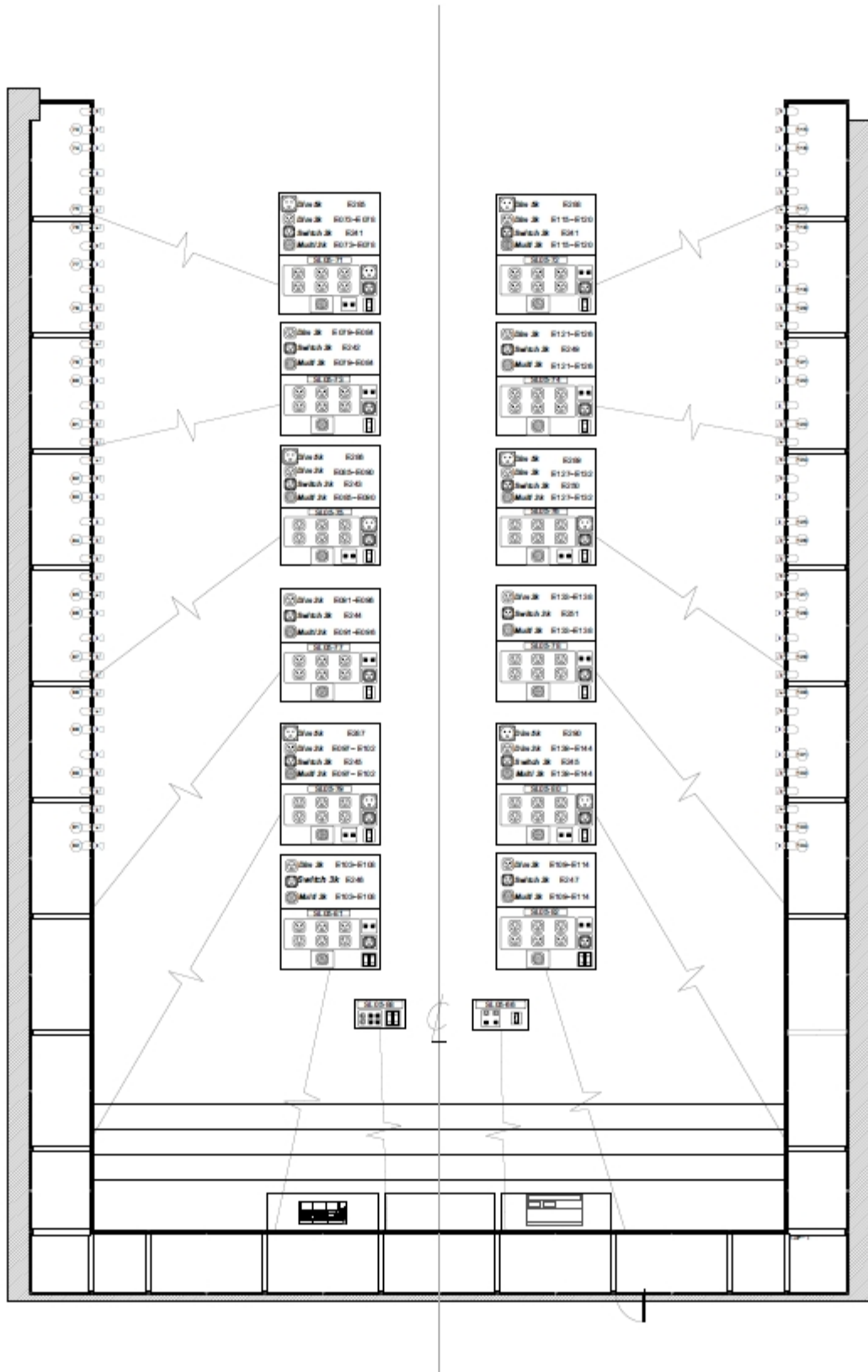


3. 5F Gallery circuits layout chart



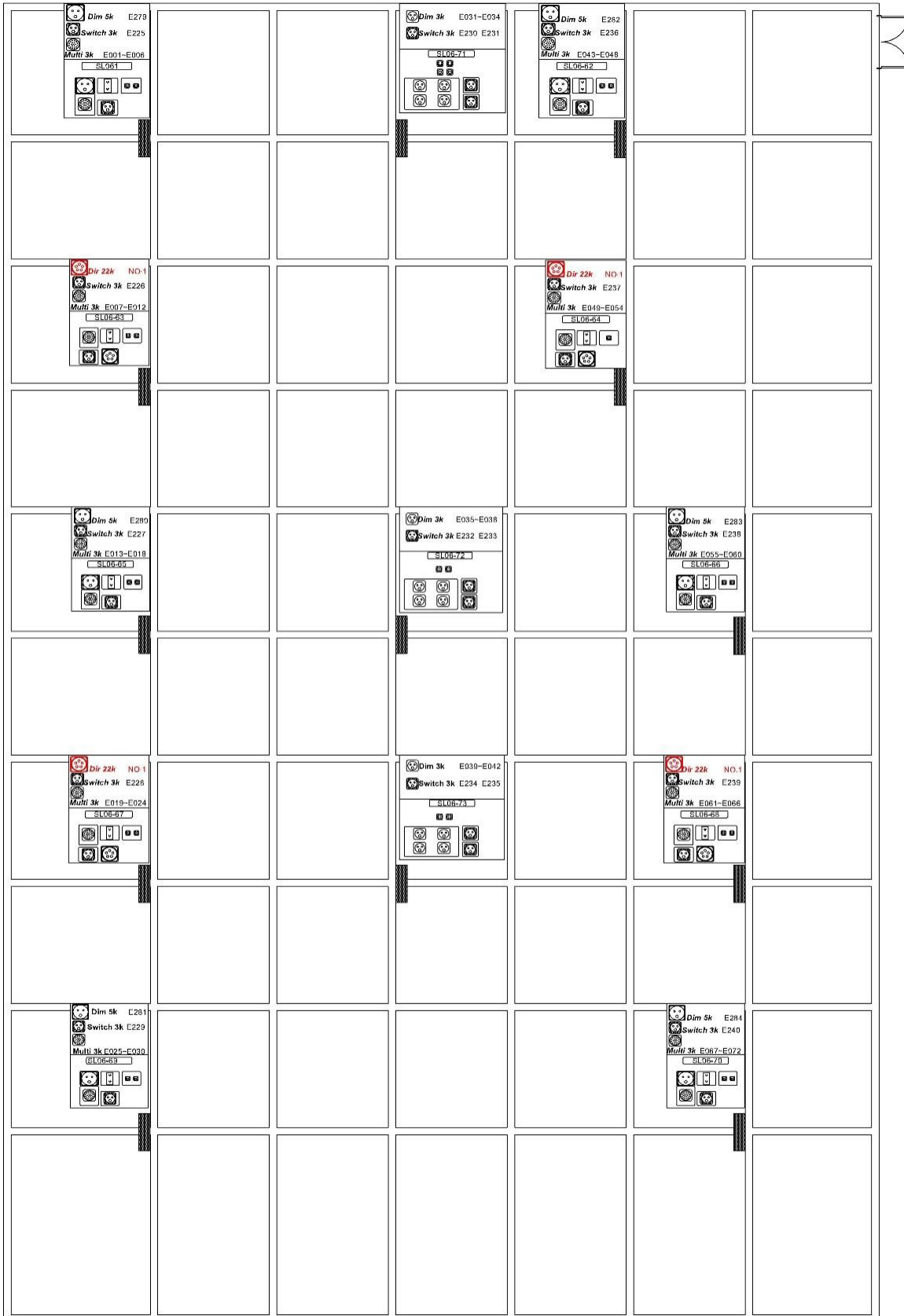
4. 5MF Gallery circuits layout chart/ Lighting Circuits Dispose Chart

BB Blue Box Theatre 5F Gallery



5. 6F Grid circuits layout chart

BB Blue Box Theatre 6F Grid



House light Circuits

MK2--IP:10.0.20.204

Universe:10 sACN

1. 4F Recessed Downlight

Auditorium Right / odd number DIM : 3

Auditorium Left / even number DIM : 6

Back of the Auditorium / middle DIM : 7

Auditorium Left PAR DIM : 11

Auditorium Right PAR DIM : 12

2. 4F Floor Strip

DIM : 8

3. 5F Floor Strip

DIM : 4 (Stage Left / odd number)

DIM : 5 (Stage Right / even number)

4. 5F Auditorium Staircase

DIM : 1

5. Blue House Light (Not dimmerable)

Grid DIM: 13 ~ 21

Rear Stage Under Gallery DIM: 22 ~ 24 (Default OFF, please inform TPAC Tech.
if needed)

6. Auditorium House Light (ACME / Stage Blinder IP / 2ch / 12pcs)

DIM : 201 ~ 224

7. Stage Work Light (ACME / Stage Blinder IP / 2ch / 12pcs)

DIM : 101 ~ 124

Audio Specification

Audio Control Room Equipment

Audio Control Room Equipment				
NO.	Item	Type	Amount	Note
1	Digital Audio Mixer	YAMAHA QL-1	1	Main system
2	Digital Audio Mixer	YAMAHA QL-1	1	Backup system
3	Multimedia Digital Audio Mixer	YAMAHA DM3	1	
4	CD/USB Player	NUMARK MP103USB	1	
5	Microphone Isolator	Behringer MS-8000	2	12ch input
PS: Please prepare your own mixer if needed to connect with the house audio mixer YAMAHA QL-1				

Loudspeaker System

Loudspeaker System A				
NO.	Item	Type	Amount	
1	House Speaker	K&F CA-1215-9 (With Mount)	10	90° x 50° (W x H x D)434 x 680 x 412 mm Weight:36.4 kg
2	House subwoofer	K&F Sequenza 10B	4	2*15" omnidirectional
<p>The main SystemAmps is 3 sets K&F 80:4, which can provide 12 output channels.</p> <p>The loudspeaker will be tested by tester before and after use; Setup and dismantle will be responsible by the users.</p> <p>The venue staff will provide help for channel patching.</p>				

Loudspeaker System B				
NO.	Item	Type	Amount	
1	Active line array speaker	SE AUDIOTECHNIK M-F3A PRO	16	120°x 16°
2	Active subwoofer	SE AUDIOTECHNIK S12 PRO	6	1*12" omnidirectional
3	Floor Stacking Frame	SE AUDIOTECHNIK M-F3A SFI S12	4	
4	U-bracket (with Boom tand)	SE AUDIOTECHNIK M-F3A UB+SPS 20	8	
5	Flying Frame	SE AUDIOTECHNIK M-F3A BF	8	
6	Signal Cable XLR	① 1Mx 11 ② 2M x 6 ③ 5M x 4 ④ 10M x 5 ⑤ 20M x 1 ⑥ 4ch 14M x 1		
7	Power Cable	① 5M x 2 ② 15M x 3 ③ 25M x 1		
8	Powercon	① 0.6Mx 22 ② 2M x 6 ③ 3M to H Plug x 22		
<ol style="list-style-type: none"> 1. Performance Group can design their own Loud Speaker System, and will be discuss and assess feasibility during technical meeting. 2. The loudspeaker will be tested by tester before and after use; Setup and dismantle will be responsible by the users. The venue staff will provide help for channel patching. 3. Please bring your own cable if the quantity is not enough. 4. Details for SE AUDIOTECHNIC speaker system, please refer to : https://se-audiotechnik.de/?lang=en 				

Stage Monitor System

Stage Monitor System				
NO.	Item	Type	Amount	Note
1	Movable Stage Monitor	K&F Gravis 12N	6	65° x 50° (No hanging mount) chargeable items
2	Power Amplifier	UNIKA PWM-10000Q 4ch	1	chargeable items

Microphone

Microphone				
NO.	Item	Type	Amount	Note
1	Wireless Microphone Receiver	MIPRO ACT-747	1	Permanent configuration
2	Wireless Handheld Microphone	MIPRO ACT-7H	4	Not for performance
3	Microphone	SHURE SM-58	6	chargeable items
4	Boundary Microphone	SHURE MX392/C	8	chargeable items
5	Condenser microphone	DPA-4011A	8	chargeable items

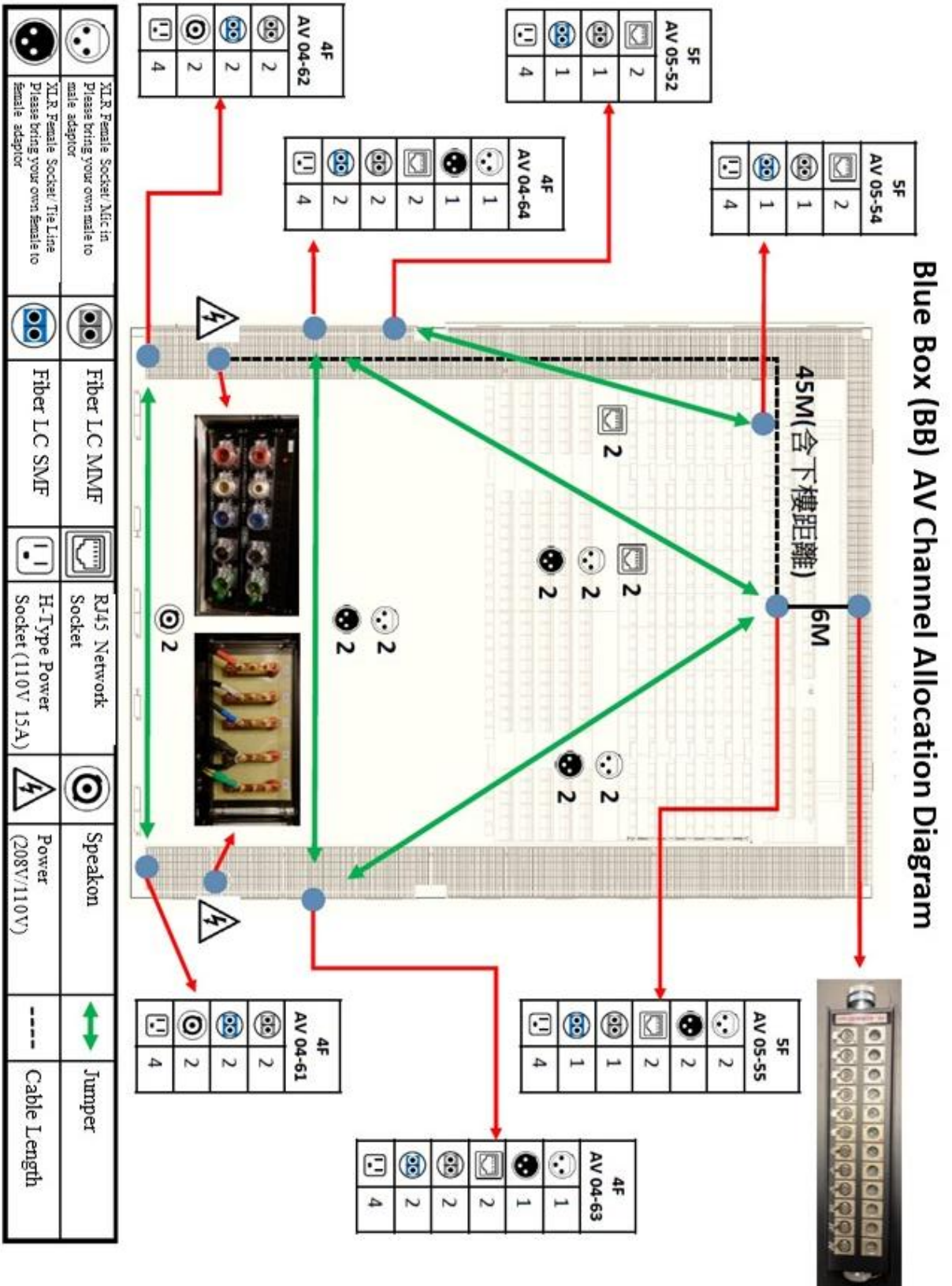
Intercom & backstage communication system

Intercom & backstage communication system				
NO.	Item	Type	Amount	Note
1	Beltpack	Clear-Com HBP-2X	10	Please do not put tapes on the intercom to avoid causing damage
2	(single-ear) headsets	Clear-Com CC-300	10	
3	Wireless Beltpack (with headsets)	Clear-Com FS II-BP19-X4-EU + CC-300	6	

Cable & Audio Accessories

NO	Item	Type	Amount	Note
1	Mic Stand	CNBear K308B	10	
2	Microphone Stand (two-boom)	K&M 25200-300-55	10	Please bring oyur own 3/8 to 5/8 thread adapter
3	Microphone stand (Low-level)	K&M 25900-300-55	10	Please bring oyur own 3/8 to 5/8 thread adapter
4	Microphone stand (Round Base)	K&M 26145-300-55	4	Please bring oyur own 3/8 to 5/8 thread adapter
5	Microphone stand (Low/Round Base)	K&M 25960-300-55	4	Please bring oyur own 3/8 to 5/8 thread adapter
6	Speaker Stand	SoundKing SB315	6	
7	Speaker Stand	ST168B	8	
8	Microphone XLR Cable	5m	10	
9	Microphone XLR Cable	10m	10	
10	Microphone XLR Cable	20m	10	
11	4P-Speakon	5m	4	
12	4P-Speakon	20m	9	
13	4P-Speakon	25m	7	
14	3mm/3C Power Cord 5M	5m	5	
15	3mm/3C Power Cord 15M	15m	5	
16	Power Strip		4	

Channel Dispose Chart



Panel Layout

BB Panel Layout



Mic in

Control Panel		Stage Right		Stage Left	
Panel	NO.	Panel	NO.	Panel	NO.
AV 05-55	1-2	AV 04-63	1-2	AV 04-64	1-2



Tie Line

Control Panel		Stage Right		Stage Left	
Panel	NO.	Panel	NO.	Panel	NO.
AV 05-55	1-2	AV 04-63	1-2	AV 04-64	1-2



RJ 45

Control Panel		Stage Right		Stage Left	
Panel	NO.	Panel	NO.	Panel	NO.
AV 05-54	1-2	AV 04-64	1-2		
AV 05-55	1-2			AV 05-52	1-2



Speakon

Control Panel		Stage Right		Stage Left	
Panel	NO.	Panel	NO.	Panel	NO.
		AV 04-61	1-2	AV 04-62	1-2

Other Equipment & Dressing Room

Other Equipment

No.	Item	Dimension	Amount	Note
1	Aluminum Stage Deck	182cm*91cm	3	*With adjustable leg 90-150 cm*6 60-100 cm *6
2	Back Side Chair (Black)		40	
3	Folding table	180cm*75cm	20	
4	Handheld Steamers		3	
5	Iron + sleeve board		1 set	
6	Dressing Mirror		3	
7	Hanger		100	
8	Sewing Machine		1	
9	Hair Dryer		3	

List of Dressing room

Room No.	Room Name	Capacity	Toilet	Shower	Note
3F (Total : 12 / Capacity : 59) (Subject to availability)					
301	(GT) Personal	1	1	1	
302	(GT) Personal	1	1	1	
303	(GT) Group (Medium)	5	1	1	
304	(GT) Group (Medium)	5	1	1	
305	(GT) Personal	1	1	1	
306	(GT) Personal	1	1	1	
307	(GT) Personal	1	1	1	
308	(GT) Group (Large)	16	none	none	
309	(GT) Personal	1	1*	1	Accessible toilet
310	(GT) Personal	1	1*	1	Accessible toilet
311	(GT) Group (Large)	14	none	none	
312	(GT) Group (Large)	12	none	none	

4F (Total : 2 / Capacity : 3)					
401	(BB) Personal	2	1*	1	Accessible toilet
402	(BB) Personal	1	none	none	
5F(Total : 6 / Capacity : 21)					
501	(BB) Personal	1	1	1	
502	(BB) Personal	1	1	1	
503	(BB) Group (Medium)	5	1	1	
504	(BB) Group (Medium)	5	1	1	Shower without Cubicle
505	(BB) Personal	1	1	1	
506	(BB) Group (Medium)	8	none	none	
6F (Total : 9 / Capacity : 74) (Subject to availability)					
601	(GP) Group (Medium)	9	none	none	
602	(GP) Group (Medium)	5	none	none	
603	(GP) Group (Medium)	4	none	none	
604	(GP) Group (Large)	17	1	3	
605	(GP) Group (Large)	19	1	3	
606	(GP) Group (Medium)	5	1	1	
607	(GP) Group (Medium)	5	1*	1	Accessible toilet
608	(GP) Group (Medium)	6	none	none	Near Orchestra Pit wash basin *1
609	(GP) Group (Medium)	4	none	none	Near Orchestra Pit wash basin *1
7F (Total : 6 / Capacity : 21) (Subject to availability)					
701	(GP) Personal	1	1	1	
702	(GP) Personal	1	1	1	
703	(GP) Group (Medium)	5	1	1	
704	(GP) Group (Medium)	5	1	1	
705	(GP) Personal	1	1	1	
706	(GP) Group (Medium)	8	none	none	