



臺北
表演
藝術
中心

TAIPEI
PERFORMING ARTS CENTER

Globe Playhouse

(GP)

Technical Information

Contents

Globe Playhouse / GP	2
Load-in Gate and Scenery Shipping Path	4
Load-in Path.....	4
Load-in area	5
Load-in Entrance.....	5
Scenery Shipping Path	6
Stage Specifications	7
Stage Equipment	10
Lighting Specifications	19
Lighting Systems.....	19
Lighting Equipment List	20
Lighting Cable and Accessories	23
Dimmer circuits layout chart.....	26
Standard Light Plan.....	31
Audio Specification.....	32
Audio Control Room.....	32
Loudspeaker System	32
Stage Monitor System.....	33
Other Equipments & Dressing Room	40
Other Equipments	40
List of Dressing room	40

Globe Playhouse / GP

- The stage floor of the GP is located on the 7th floor

Globe Playhouse have 776 seats, comprising:

Orchestra pit 222 seats

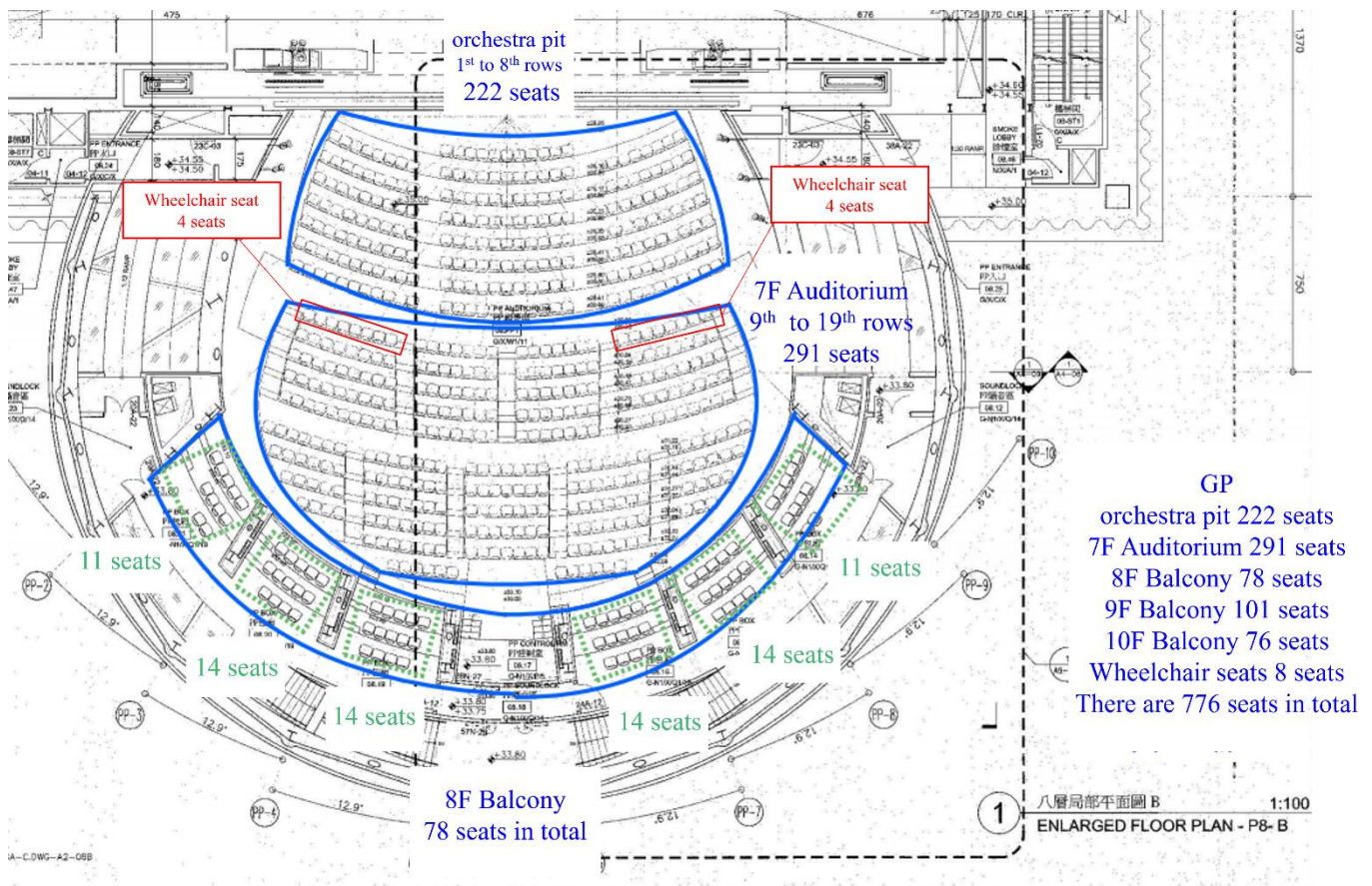
7F(Stalls) 291 seats

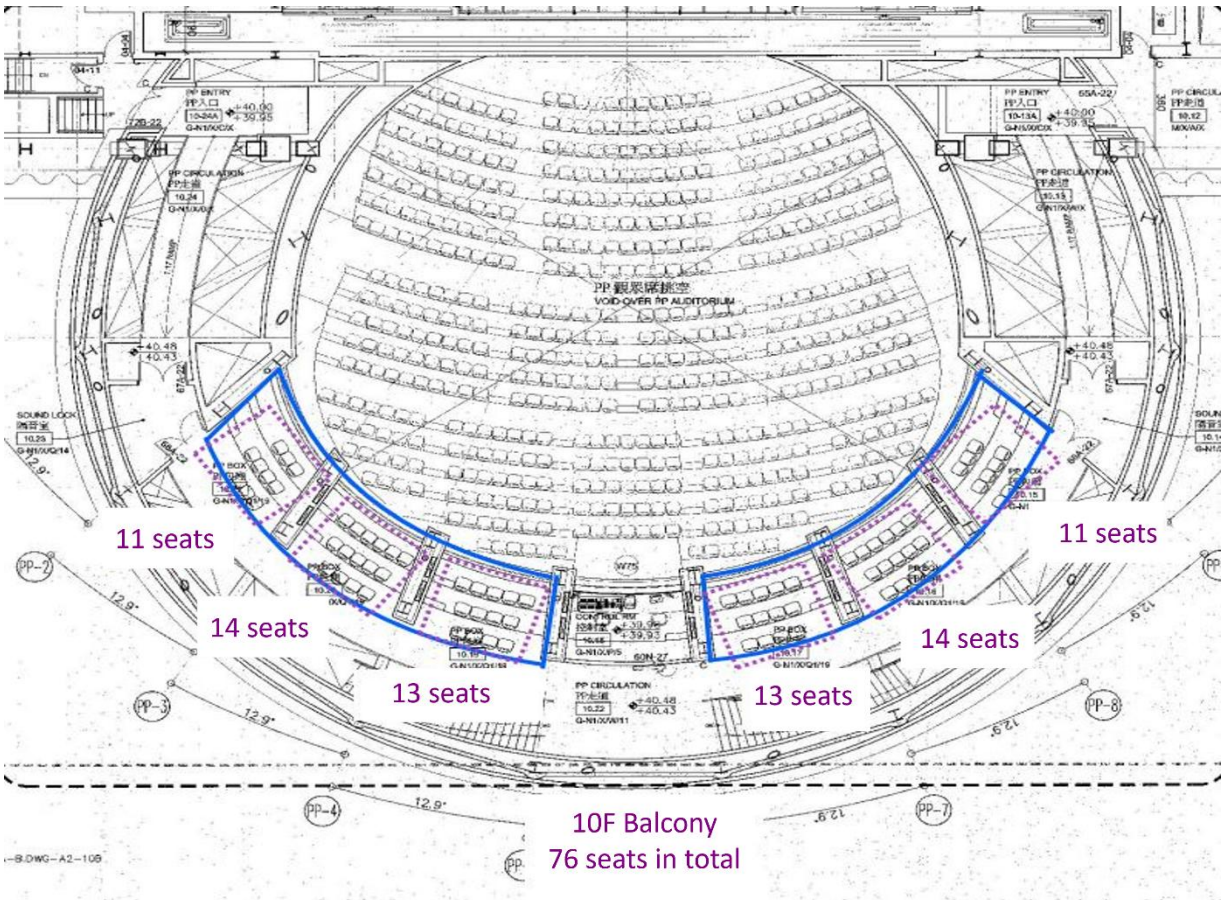
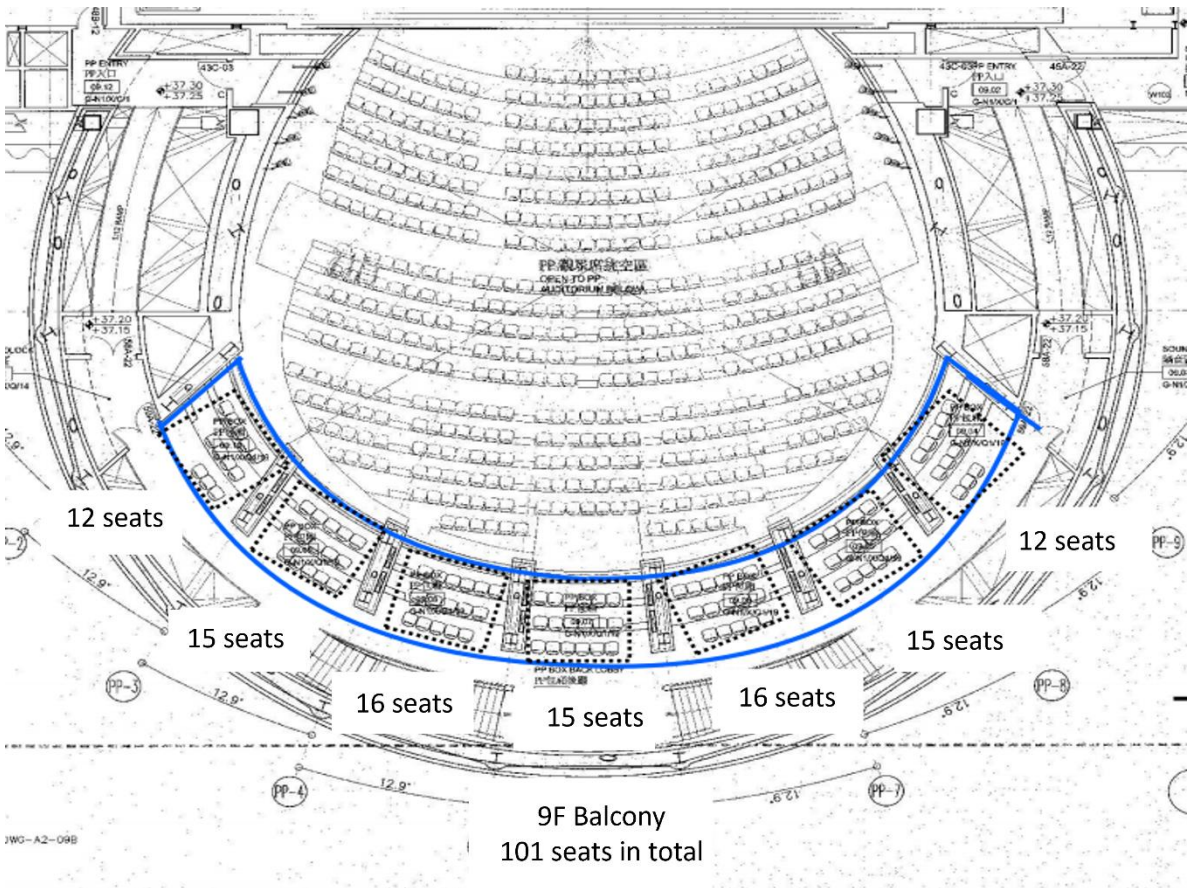
8F balcony 78 seats

9F balcony 101 seats

10F balcony 76 seats

Wheelchair seat 8 seats.

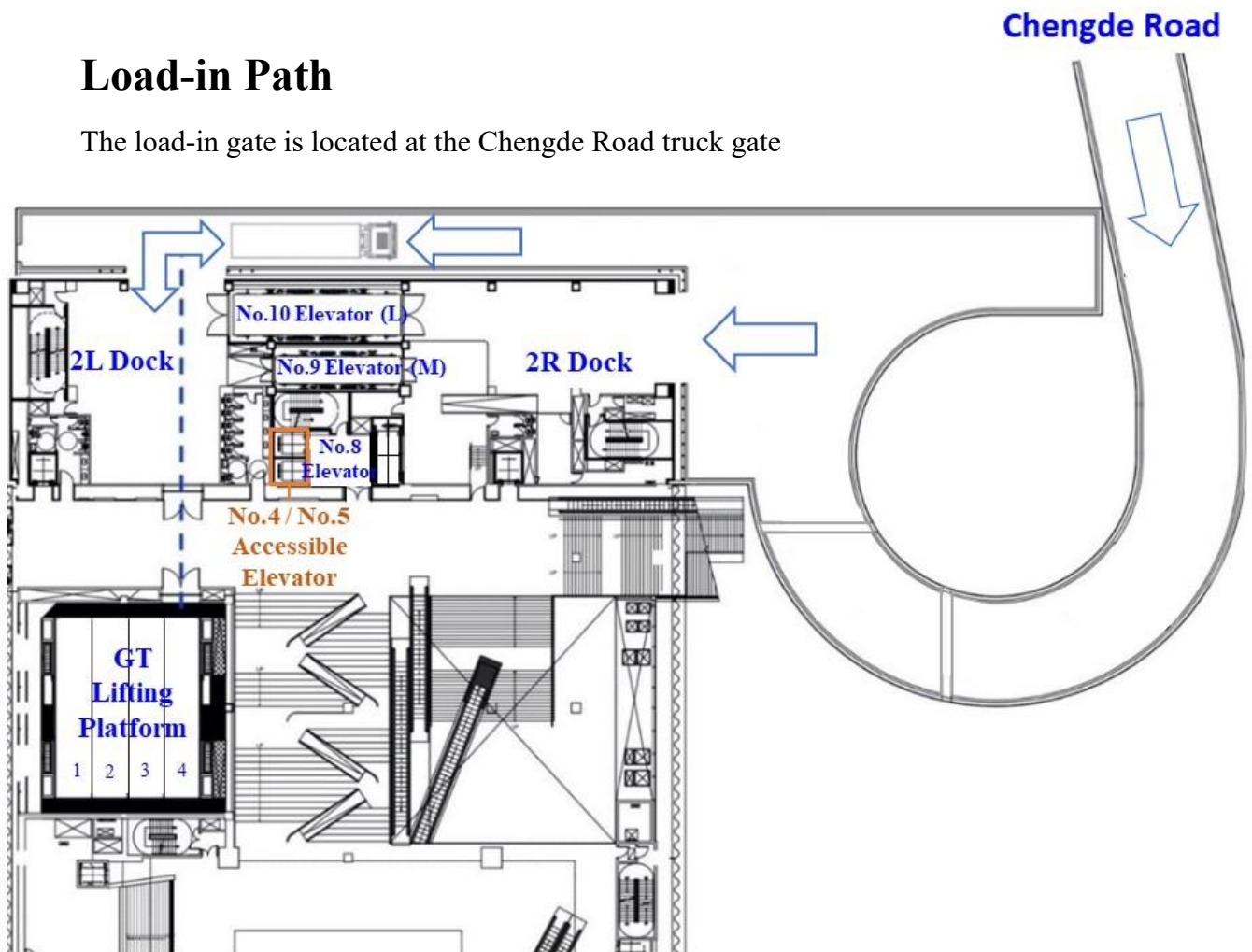




Load-in Gate and Scenery Shipping Path

Load-in Path

The load-in gate is located at the Chengde Road truck gate




Dimension of lane : 810 cm (W)

Dimension of the load-in path of the GT: 408cm (W) x 437cm (H)



Load-in area



Load-in Entrance

Dimension of the entrance(7F) : 220 cm (W) × 298 cm (H) (Pathway Narrowest : 209 cm Wide)



Scenery Shipping Path

No. 10 Elevator

Dimension : 1405 cm (L) × 340 cm (W) × 400 cm (H)

Maximum load : 25000 kg

Floors to Reach : 2F : Double Entrance/Driveway Level/Loading Doc

4F : Double Entrance/GT/BB Stage Floor

7F : Single Entrance/GP Stage Floor

No. 9 Elevator

Dimension : 1042 cm (L) × 210 cm (W) × 260 cm (H)

Maximum load : 8000 kg

Floors to Reach : 2F : Double Entrance / Driveway Level / Loading Dock

3F : Single Entrance / Music Instrument Storeroom 200 (W) x 210 (H)/

GT Orchestra Pit 95 (W) x 200 (H)

4F : Double Entrance /GT/BB Stage Floor

5F : Single Entrance / Dressing Room

6F : Double Entrance / Dressing Room 147 (W) x 199 (H) /BB Grid/

GP Orchestra Pit

7F : Single Entrance /GP Stage Floor

No. 8 Elevator

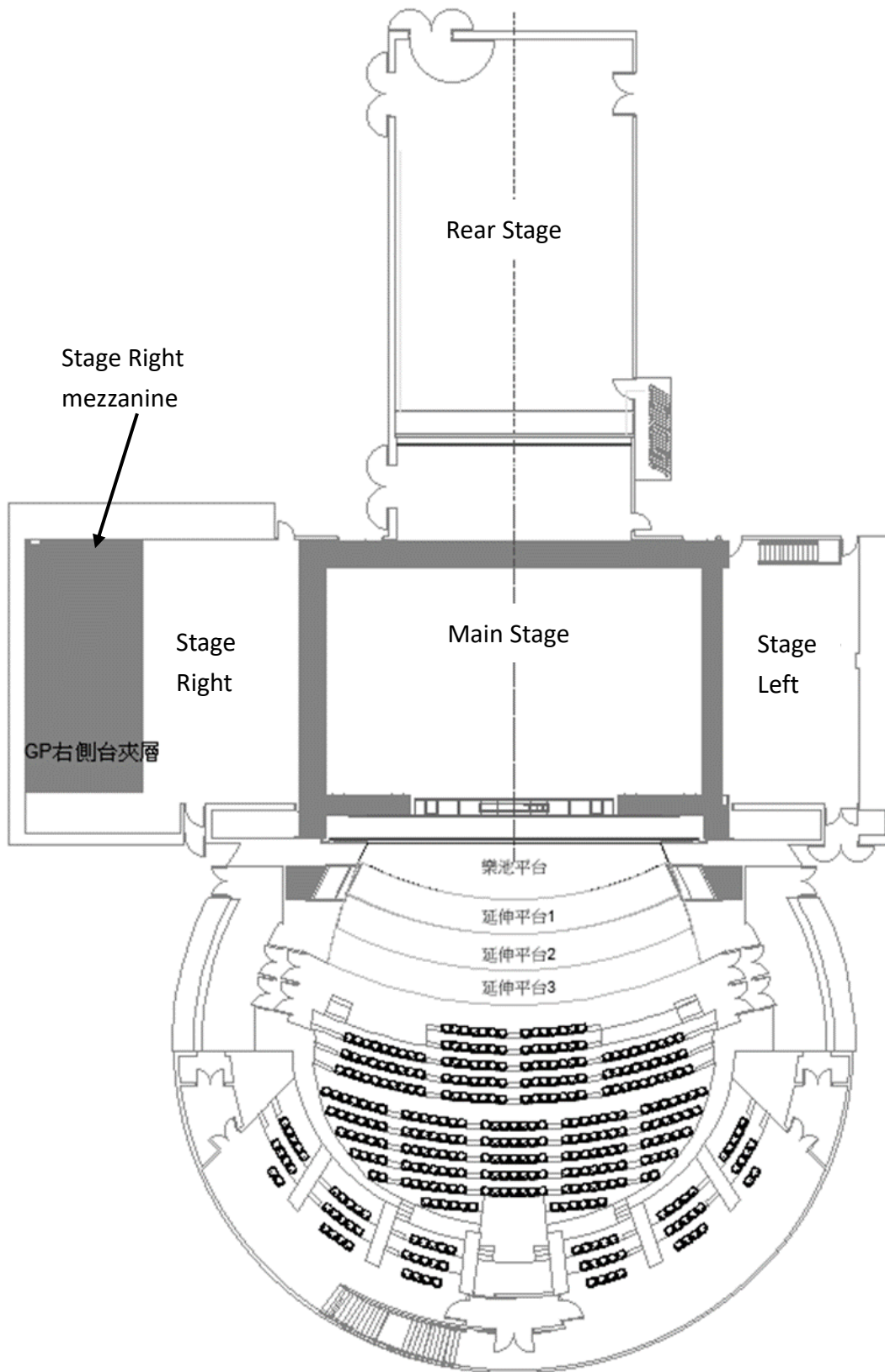
Dimension : 400 cm (L) × 170 cm (W) × 230 cm (H)

Maximum load : 3000 kg

Floors to Reach : B1~12F

Stage Specifications

Stage Dimension



- i. Main Stage : Adjustable Proscenium opening : 1200 cm ~ 1850 cm (W)
Adjustable Proscenium Height : 1300 cm (H)
Proscenium to 1st Movable sound insulating wall: 2218 cm
- ii. Side Stage Left : 705 cm (W) × 1320 cm (D)
- iii. Side Stage Right : 1525 cm (W) x 1600 cm (D)
- iv. Rear Stage : 1277 cm (W), 2nd Movable sound insulating wall to upstage wall: 2021 cm
- v. Orchestra Pit Platform :
Maximum load : Static Load : 500 kg/m² ; Dynamic Load : 200 kg/m²
- vi. Stage Extension Platform : **Comprising from 3 platforms which can be used independently**
Maximum load : Static Load : 500 kg/m² ; Dynamic Load : 200 kg/m²
- vii. Floor Surface : Black painted 3-ply plywood/45mm, Loads Capacity : 750 kg/ m²

Stage Galleries

10F Gallery : Height from Stage Floor : 998 cm · Stage L/R · Width : 126 cm

11F Gallery : Height from Stage Floor : 1497 cm · Stage L/R/Rear Stage · Width : 126 cm

Side Stage Right Storage Gallery

644 cm (W) × 1370 cm (D) Height from Stage Floor : 480 cm

Grid (12F)


Height from Stage Floor : 1965 cm · Floorage : 2350 cm × 1600 cm

Provide 8 Point Hoists (Please refer to the Other Stage Equipment)

Loads Capacity : 150 kg/m²

Constructed with Movable I-Beam for extra hanging point, Loads Capacity : 1200 kg

For other extra hanging point added by the hirer, assessment by TPAC staff will be needed. Please provide hanging plan include calculation based on the data from the TPAC structural computation statement.



Stage Equipment

1. Orchestra Pit Lifting Platform

Not movable during performance

Dimension : 38 m²

Travel Distance : Descent Maximum Distance - 380 cm

Loads Capacity : Dynamic Load : 200 kg/m² · Static Load : 500 kg/m²

2. Forestage Platform (Stage Extension Platform)

Not movable during performance

Amount : 3

Forestage Platform 1

Dimension : 31 m²

Travel Distance : Descent Maximum Distance - 85 cm

Loads Capacity : Dynamic Load : 200 kg/m²

Static Load : 500 kg/m²

Forestage Platform 2

Dimension : 32 m²

Travel Distance : Descent Maximum Distance - 85 cm

Loads Capacity : Dynamic Load : 200 kg/m²

Static Load : 500 kg/m²

Forestage Platform 3

Dimension : 35 m²

Travel Distance : Descent Maximum Distance - 85 cm

Loads Capacity : Dynamic Load : 200 kg/m²

Static Load : 500 kg/m

3. Adjustable Proscenium

Proscenium towers on both sides

Height : 1300 cm

Opening : 1200 cm ~ 1850 cm

Operating : manual operation

4. Rigging System

i. Fly bar

- Main Stage

Type : Motorized variable speed fly bar

Amount : 52 (P52 is too close to upstage gallery, for safety precautions, maximum out depth is 14m)

Bar spacing : 25 cm

Length : 1900 cm (With 100 cm extension bar on both sides)
 (over 80 cm will collide with gallery)
 (over 30 cm will collide with side bar)

Ø Diameter : 4.83 cm

Loads Capacity : P01 to P52 : 500 kg · 100 kg/m
 Extension bar : 50 kg

Travel Distance : P01: (**From Stage floor**) +110 cm ~ +1800 cm
 P02 to P52: (**From Stage floor**) +100 cm ~ +1800 cm

Speed : 0.012-1.2 m/s

- Side Bar

Type : Motorized fixed speed fly bar

Amonut : 4 · 2 on each side

Length : 580 cm (With 100 cm extension bar on both sides)

Ø Diameter : 4.83 cm

Loads Capacity : 400 kg · 80 kg/m · Extension bar : 50 kg

Travel Distance : (**From Stage floor**) +100 cm ~ +1800 cm

Speed : 0.5 m/s

- Up Stage below the gallery

Type : Motorized fixed speed fly bar

Amount : 2

Length : 1900 cm (With 100 cm extension bar on both sides)

Ø Diameter : 4.83 cm

Loads Capacity : 500 kg · 80 kg/m · Extension bar : 50 kg

Travel Distance : (**From Stage floor**) +100 cm ~ +1230 cm

Speed : 0.5 m/s

- **Front of House (Above Orchestra Pit)**

Type : Motorized fixed speed fly bar

Amount : 4

Length : 1120 m (With 100 cm extension bars on both sides)

Ø Diameter : 4.83 cm

Loads Capacity : 500 kg · 80 kg/m · Extension bar : 50 kg

Travel Distance : Front # 01 (**From Stage floor**) +100 cm ~ +1110 cm

Front # 02 (**From Stage floor**) +100 cm ~ +1090 cm

Front # 03 (**From Stage floor**) +100 cm ~ +1070 cm

Front # 06 (**From Stage floor**) +100 cm ~ +930 cm

Speed : 0.5 m/s

- ii. **Proscenium Fire curtain**

2000 cm(W) × 1350 cm(H) · Thickness : 20 cm

*When fire alarm is being triggered, fire Curtain will descent with alarm.

*Items that cannot be removed within 1 minute must not be placed under the fire curtain

- iii. **Lighting Bridge as Proscenium arch**

1800 cm (W) × 650 cm (H) × 150 cm (D)

Travel Distance : Measure from the bottom of the Lighting Bridge header

(**From Stage floor**)+600 cm ~ +1150 cm

The hanging position is 1.3m higher than the lower edge of the lighting bridge header.

When the lighting bridge header is 6m height form the stage floor, the hanging position will be 7.3m height from the stage floor.

iv. Upstage Truss

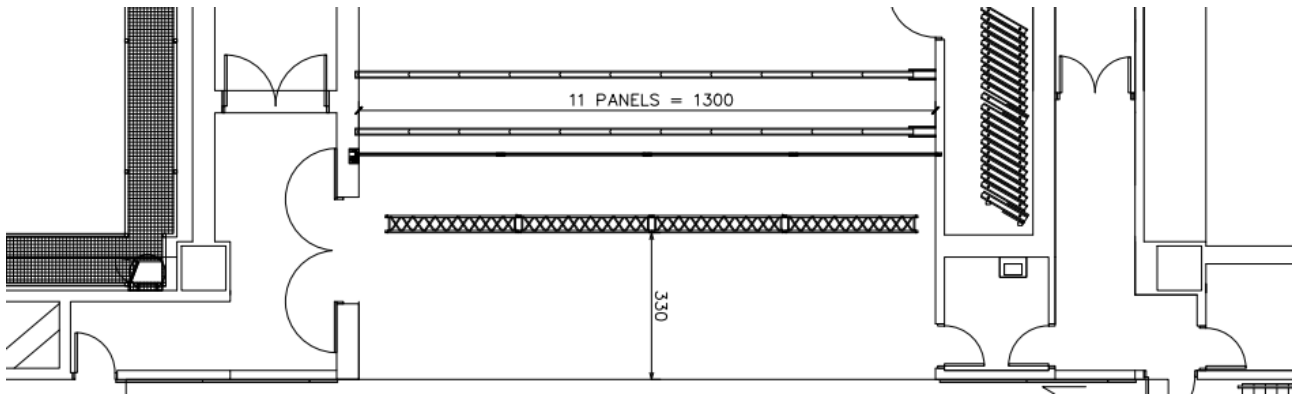
Dimension : 1200cm(W) x 40cm(H) x 40cm(D)

Comprising from 4 pieces of 3m Truss (40cm x 40cm), **Not movable during performance.**

Permanent Worklight installed on the truss.

Travel Distance : **(From Stage floor)** 0 cm ~ +680 cm

Loads Capacity : 1500 kg



v. Public Arts Curtain

1. Lateral Curtain, **Only Traveler**

Greek curtain on chain track

Material : Gerriets PVC Projection Screen, Model : EVEN, White

Size : 2000 cm (W) × 1215 cm (H)

Traveler Distance :

SR Curtain: From SR to SL, Open 0 cm · Close 1950 cm

SL Curtain: From SL to SR, Open 0 cm · Close 1950 cm

Maximum Speed : 0.01-0.3 m/s

2. Upper Curtain

Double lifting bar system

Material : Gerriets PVC Projection Screen, Model : EVEN, White

Size : 1980 cm (W) × 1255 cm (H)

Traveler Distance :

Front : **(From Stage floor)** + 1260 cm ~ 1850 cm

Rear : **(From Stage floor)** + 50 cm ~ 1850 cm

Maximum Speed : 0.01-0.3 m/s

vi. **Rear Stage**

● **Curtain Bar**

Manual lifting winch

Length : 1225cm

Loads Capacity : 375 kg

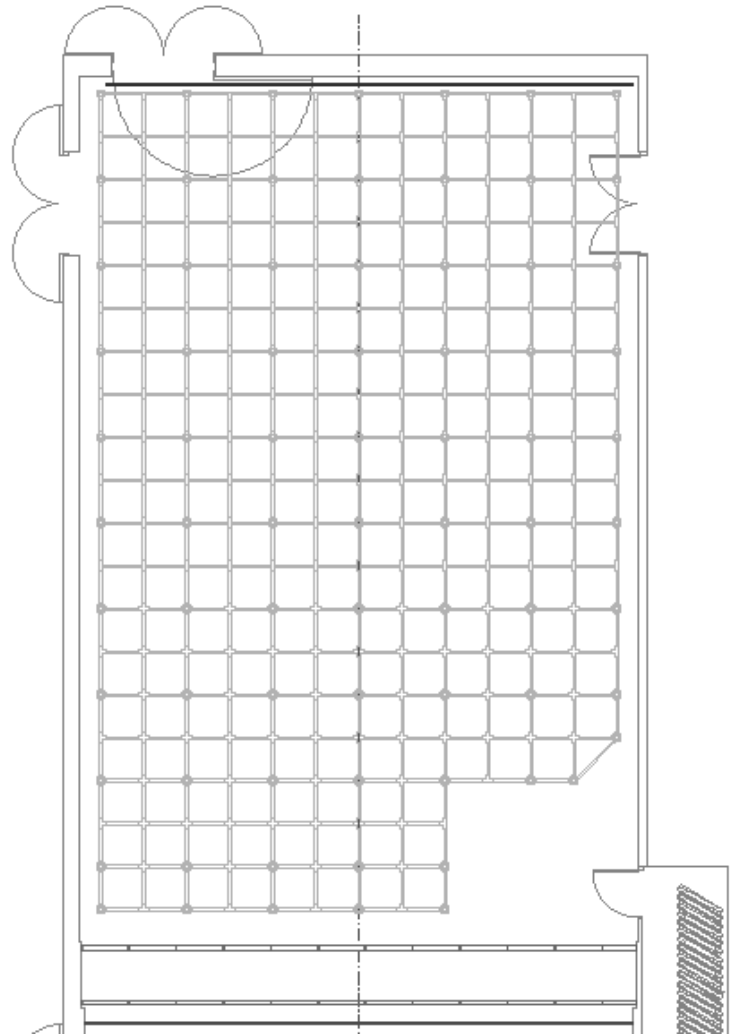
Between 2 hanging point : 105 kg

● **Grid Structure**

Height from stage floor : 790cm

Loads Capacity between 2

hanging point : 50 kg



Hanging List :

Fly Bar to Apron :

No.	To Apron (cm)	No.	To Apron (cm)	No.	To Apron (cm)
Front 01	300	P17	636	P37	1136
Front 02	250	P18	661	P38	1161
Front 03	200	P19	686	P39	1186
Front 04	50	P20	711	P40	1211
P01	116	P21	736	P41	1236
P02	136	P22	761	P42	1261
P03	286	P23	786	P43	1286
P04	311	P24	811	P44	1311
P05	336	P25	836	P45	1336
P06	361	P26	861	P46	1361
P07	386	P27	886	P47	1386
P08	411	P28	911	P48	1411
P09	436	P29	936	P49	1436
P10	461	P30	961	P50	1461
P11	486	P31	986	P51	1486
P12	511	P32	1011	P52	1511
P13	536	P33	1036	Under Gallery 01	1554
P14	561	P34	1061	Under Gallery 02	1624
P15	586	P35	1086		
P16	611	P36	1111		

Other Stage Equipment

i. Point Hoists :

Flexible 2.5kN Variable speed point hoist

Amount : 8

Dimension : 140 cm×100 cm×80 cm

Loads Capacity : 250 kg

Travel Distance : (**From Stage floor**)+100 cm ~ +1800 cm

Speed : 0.012 ~ 1.2 m/s

Max acceleration : 0.6 m/s²

ii. GIS Variable speed chain hoists

- Amount : 8

Loads Capacity : 500 kg

Speed : 0.02 ~ 0.3 m/w

iii. List of Drapery :

No.	Item	Size(m)	Color/Material	Amount	Note
1	Black Curtain	2200 cm (W)× 950 cm (H)	Black	1	
2	Leg	450 cm (W)× 950 cm (H)	Black	6 pairs	
3	Border	2000 cm (W)× 300 cm (H)	Black	6	
4	Backdrop	1000 cm (W)× 950 cm (H)	Black	2	
5	Gauze Curtain	1900 cm (W)× 900 cm (H)	Gerriets Black 6 point sharktooth Falstaff	1	chargeable items
6	Gauze Curtain	1900 cm (W)× 900 cm (H)	Gerriets White Vision Gauze PARSIFAL	1	chargeable items

7	Rear Projection Screen	1800 cm (W)× 900 cm (H)	Gerriets GmbH Black / PVC SHOW® 2.2 anthracite	1	chargeable items
8	Rear Projection Screen	2000 cm (W)× 1000 cm (H)	Gerriets GmbH Creamy White / PVC Prospekt OPERA creamy white	1	chargeable items
9	Rear Projection Screen	1900 cm (W)× 900 cm (H)	Gerriets GmbH Grey / PVC Prospekt STUDIO grey	1	chargeable items
10	White CYC	1700 cm (W)× 700 cm (H)		1	For XL Use
11	Leg	300 cm (W)× 800 cm (H)		6 pieces	For XL Use
12	Black Curtain	700 cm (W)× 780 cm (H)		2	For XL Use

iv. **Other Stage Accessories**

No	Item	Size	Amount	Note
1	Aluminum A Frame Ladder	6 ft	2	
2	Marley (Dance floor)	100 cm (W) × 2000 cm (L)	21	*Reversible *Choice of Black/White *With 3 trailers
	Marley (Dance floor)	100 cm (W) × 2000 cm (L)	12	*For XL Use *Reversible *Choice of Black/White *With 2 trailers
3	Black board	4 ft x 8ft	15	
4	Aluminum Bottom Pipe	1 m	2	Silver / Light
		2m	2	
		3m	15	
5	Aluminum Bottom Pipe	3 m	4	For XL CYC Use
6	Aluminum Bottom Pipe protect kit (male)		10	
7	Aluminum Bottom Pipe protect kit (female)		10	
8	Black Bottom Pipe	1m	10	3.2 kg/piece
		3m	30	8.2 kg/piece

9	Pipe and Accessories:			
	Pipe	1m	20	
		2m	20	
	Inner tube Joint		30	
Screw sets (Lead screw & nut)		150 set		
10	Movable Platform Ladder	Platform 1.92m (H)	1	
11	Aluminum alloy Scaffold Tower:			
	Double Width 5 Rung Span Frame	134cm(W) x 207cm(H)	6	Rung Spacing 41.3cm
	Double Width 2 Rung Span Frame	134cm(W) x 70.5cm(H)	2	
	Horizontal Brace	198	10	
	Diagonal Brace	218.5	12	
	6' Fixed Platform		5	
	40cm leveling feet and 8" Wheels		4 sets	Wheel Height 32 cm Adjustable height 33 cm
	Outrigger		4	
	Staircase		3	
12	Track and Accessories:			
	Channel	1 M	2	
		2 M	4	
		3M	4	
	Hand Live	70M	1	
	Single Carrier		60	
	Master Carrier		2	
	Dead End Pulley		2	
	Live End Pulley		1	
	End Stop		4	
	Adjustable Floor Pulley		1	
	Joint		16	
	Spileing Clamp set (Spileing Clamp*2, Pipe Clamp *2, Clinch bolt set*3)		8 sets	
Center Pipe Supports set (Pipe Clamp*2, Hanging Clamp*2 Clinch bolt set*3)		22 sets		

Lighting Specifications

Lighting Systems

1. Network system

- Signal transmission method: transfer to DMX system by sACN communication protocol
- In-wall wiring specification CAT.6 type
- Domain CLASS B type, can use domain segment 10.0.30.51~100
- Can provide mobile NET→DMX signal converter

2. Dimmer and Voltage specification

- Brand/Type : Strand Lighting / EC21
- Volt: 380V/220V
- 3kw SCR dimming module Max Loading Amp of a single loop: 16A
- 3kw relay module Max Loading Amp of a single loop: 16A
- 5kw SCR dimming module Max Loading Amp of a single loop: 25A
- Signal types that can be received by the signal input terminal: SHOWNET/DMX512

3. Additional Power Supply

- Location: Up stage right
- Total current load: 400A
- Voltage 3 ϕ 4 wires +G 380V/220V
- [63A CEE Connector](#):
3 ϕ 4+G Total Load 75A X2
- US standard quick connector:
(CamLock Connector)
3 ϕ 4+G Total load 400A



Lighting Equipment List

1. Equipment List

NO	Item & Type	Total	Location	Amount	Note
1	Lighting console grandMA 3 - light	1	Side Stage		
2	Lighting console grandMA 2 - light	1	Side Stage		
3	Backup / Playback controller grand-MA 2 Replay Unit	1	Control room		
4	Lighting console ETC XE	1	Storage Room		*chargeable items *Subject to availability
5	3KW 6 Circuits Spring Cable Reels Conductix Wampfler SR40.3PA.13GB090+2(2UC)	20	Grid		*Operate under staff assistance for safety precaution
6	5KW 4 Circuits Spring Cable Reels Conductix Wampfler SR60.3PA.9GD090+2(2UC)	4	Grid		* Speed limit 20cm/sec * No movement during performance
7	LED Profile ETC Source Four LED Series 3 10°	34	#1 Catwalk	10	
			#2 Catwalk	12	
			FOH Box	12	
8	LED Profile ETC Source Four LED Series 3 26°	4	FOH Box		
9	LED Profile ETC Source Four LED Series 3 36°	4	FOH Box		
10	LED Profile ROBE T11 Profile 5° ~ 50°	146	Side Light Tower	48	Gobo size: 26.8mm Image size: 23.5mm Thickness:1.1mm Maximum Thickness: 4.0mm High-temperature resistance Glass gobo only
			Lighting Trailer	98	
11	Ellipsoidal reflector spotlight 14° Selecon SPX 14°	20	Lighting Trailer		

12	Ellipsoidal reflector spotlight 19° Selecon SPX 19°	26	Bridge	16	
			Lighting Trailer	10	
13	Ellipsoidal reflector spotlight 26° Selecon SPX 26°	96	Proscenium Tower	16	
			Lighting Trailer	80	
14	Ellipsoidal reflector spotlight 36° Selecon SPX 36°	80	Lighting Trailer	80	
15	Ellipsoidal reflector spotlight 36° Selecon SPX 50°	10	Lighting Trailer		
16	parabolic aluminized reflector light PAR64 KUPO PAR-64LB-UL	48	Lighting Trailer	VN*12	lamp change is not available
				N*12	
				M*12	
				W*12	
17	Fresnel 2 kw Selecon Arena Theatre Fresnel 2 kw	36	Lighting Trailer		Barndoor*20
18	Fresnel 5 kw ARRI ST5 Fresnel 5kw	11	Store Room		*Subject to availability, share among 3 venues
19	Followspot TRISTAN-1189CW 825W LED	2	Follow Room		
20	LED Pixel Wash ROBE Spider	14	Lighting Trailer		
21	LED PAR Clay Paky Mini-B ParLED Aqua	48	Upstage		
22	LED CYC Light Chauvet Ovation CYC 1 FC	24	Up Stage		
23	Fog Machine Fazer Antari F-4	2	Store Room		chargeable items (With DMX Fan)
24	Hazer Antari HZ-1000	2	Store Room		chargeable items (With DMX Fan)
25	Hazer Antari HZ-500	4	Store Room		*chargeable items *Subject to availability

2. Sidelight Tower

Type : Truss (stackable)

Specifications : (L)60cm × (W) 50cm × (H)230cm

Base Specification : (L)70cm × (W)60cm

Base weight : 100kg


Amount : 12

ROBE T11 Profile 5° ~ 50°
Height from floor : + 218cm
(include wheel ≒ 12cm)

ROBE T11 Profile 5° ~ 50°
Height from floor : + 161cm
(include wheel ≒ 12cm)

ROBE T11 Profile 5° ~ 50°
Height from floor : + 106cm
(include wheel ≒ 12cm)

ROBE T11 Profile 5° ~ 50°
Height from floor : + 51cm
(include wheel ≒ 12cm)



*Specified clamp is required for additional lamp:

Type: KCP-828B-T (KUPO 2" SLIM HANDCUFF
COUPLER (T Knob)

Amount : 20



3. Push-around mast lift

Type : SNORKEL UL40

Max. platform height : 1219 cm

Max. platform Loads Capacity : 136 kg

Lift weight (with battery) : 492kg

Amount: 2

Note : One person only

**Please read and sign the safety instruction
before using the lift**



Lighting Cable and Accessories

Item	type	Amount	Storage location
GrandMA3 Node	2 Port	5	Cage trailer
		1	Grid
DP-81II DMX Splitter	8 Port	6	Cage trailer
Chauvet RDMX Splitter 8	2 in Port 8 out Port	3	Cage trailer
Channel box	3kw/6 Circuits	20	CYC trailer
Multi cable 3kw (with DMX Signal)	2m	20	Grid
		10	Cable trailer
	10m	14	Grid
	25m	14	Grid
Multi cable 5kw (Harting with DMX Signal)	2m	6	Grid
		6	Grid
	20m	6	Grid

CEE 16A Ex-Cable	1m	40	Cable trailer
	3m	30	Cable trailer
	5m	45	Cable trailer
	10m	40	Cable trailer
	20m	18	Cable trailer
CEE 32A Ex-Cable	10m	10	Cable trailer
	20m	10 (5/5)	L/R Gallery
19PIN (male)→ 6 circuits CEE 16A (female)	1m	30	Cable trailer
19PIN (female)→ 6 circuits CEE 16A (male)	1m	10	Cable trailer
		10	Grid
CEE 16A Y-cord	1m	60	Cable trailer
DMX512 5PIN cable	1m	50	Cable trailer
	3m	100	Cable trailer
	5m	20	Cable trailer
	10m	20	Cable trailer
	20m	10	Cable trailer
	30m	10	Cable trailer
	10m	10	Grid
	15m	10	Grid
Multi-core cable (19 PIN/2.5mm ²)	5m	30	Cable trailer
	10m	20 (10/10)	10F L/R Gallery
		10	Cage trailer
	20m	20 (10/10)	10F L/R Gallery
10		Cage trailer	
CEE 16A →PowerCon	Power cord	80	Cable trailer
PowerCon Extension Cables	1m	20	Cable trailer
	2m	48	Cable trailer
	3m	65	Cable trailer
	5m	20	Cable trailer

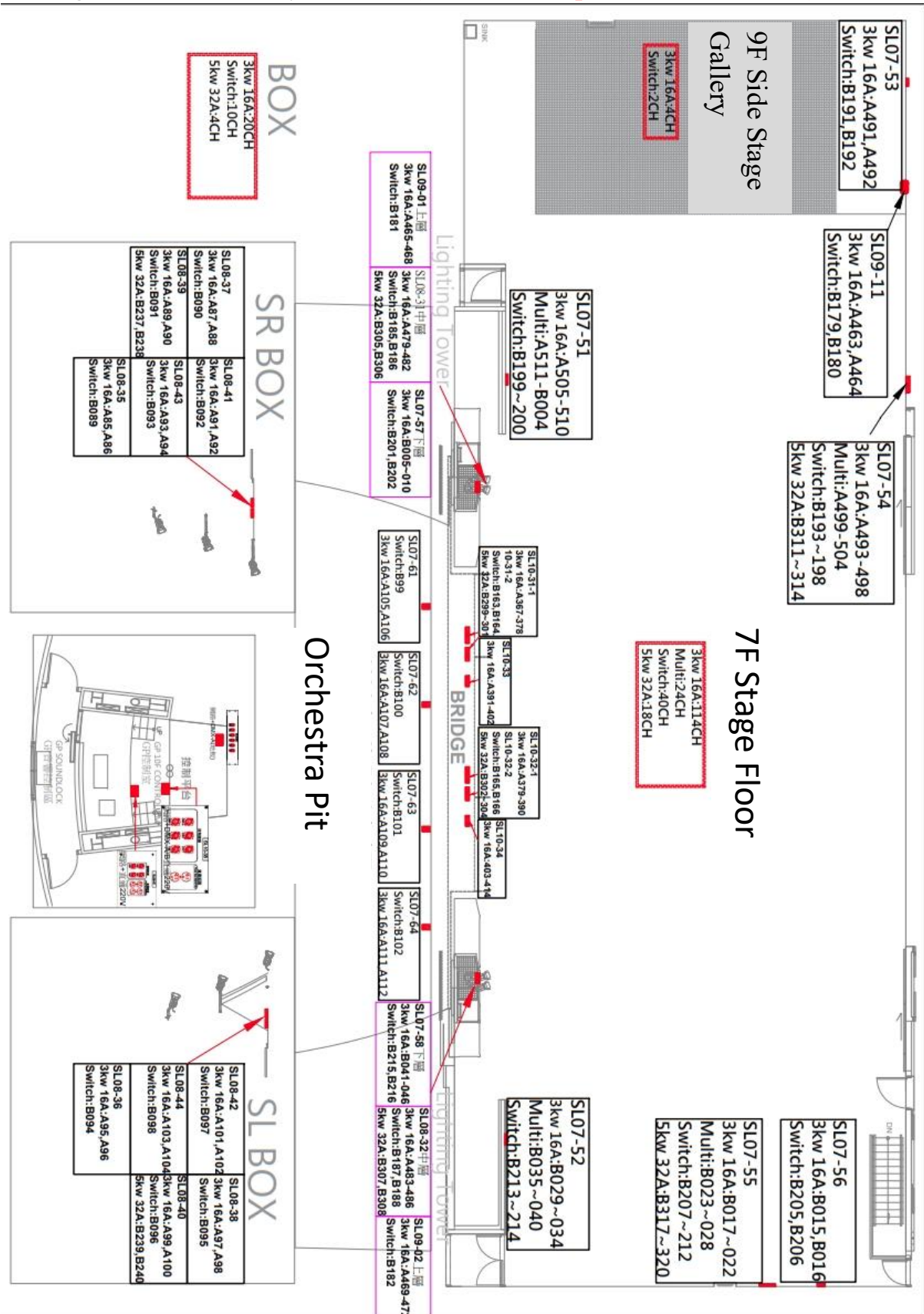
Colour Frame & Fixture Accessories			
Selecon SPX Colour Frame 5.5"	15.8*15.8cm	200	Lighting cabinet
Selecon SPX IRIS		40	Lighting cabinet
Selecon SPX GOBO HOLDER	B SIZE	60	Lighting cabinet
ETC SourceFour 5 ° Colour Frame 12"	35.5*35.5cm	16	Lighting cabinet
ETC SourceFour 10 ° Colour Frame 10"	30.5*30.5cm	38	Lighting cabinet
ETC Gobo Holder	A size	40	Lighting cabinet
ETC IRIS		12	Lighting cabinet
ETC LED Series 3 Lustr X8 10 ° Colour Frame	35.5*35.5cm	34	Lighting cabinet
ETC LED Series 3 Lustr X8 26°/36° Colour Frame	19*19cm	8	Lighting cabinet
Selecon Arena Fresnel 2 kw Colour Frame 8"	24.5*24.5cm	40	Lighting cabinet
ARRI ST5 Fresnel 5 kw Colour Frame	Ø40.5cm (circle)	11	Storage room
ROBE T11 7.2"	20.8cm	120	Lighting cabinet
ROBE T11 Gobo Holder	Gobo size: 26.8mm Image size: 23.5mm	20	Lighting cabinet
PAR-64 Colour Frame 8"	25.5*25.5cm	48	Lighting cabinet
Top Hat	Full Top Hat	40	Cage trailer
Other Accessories			
Boom Base	50*80cm	6	
BOOM	6 ft	6	
Backlite Base Stand (with adapter)	(H)13cm	30	

*Backlite Base Stand

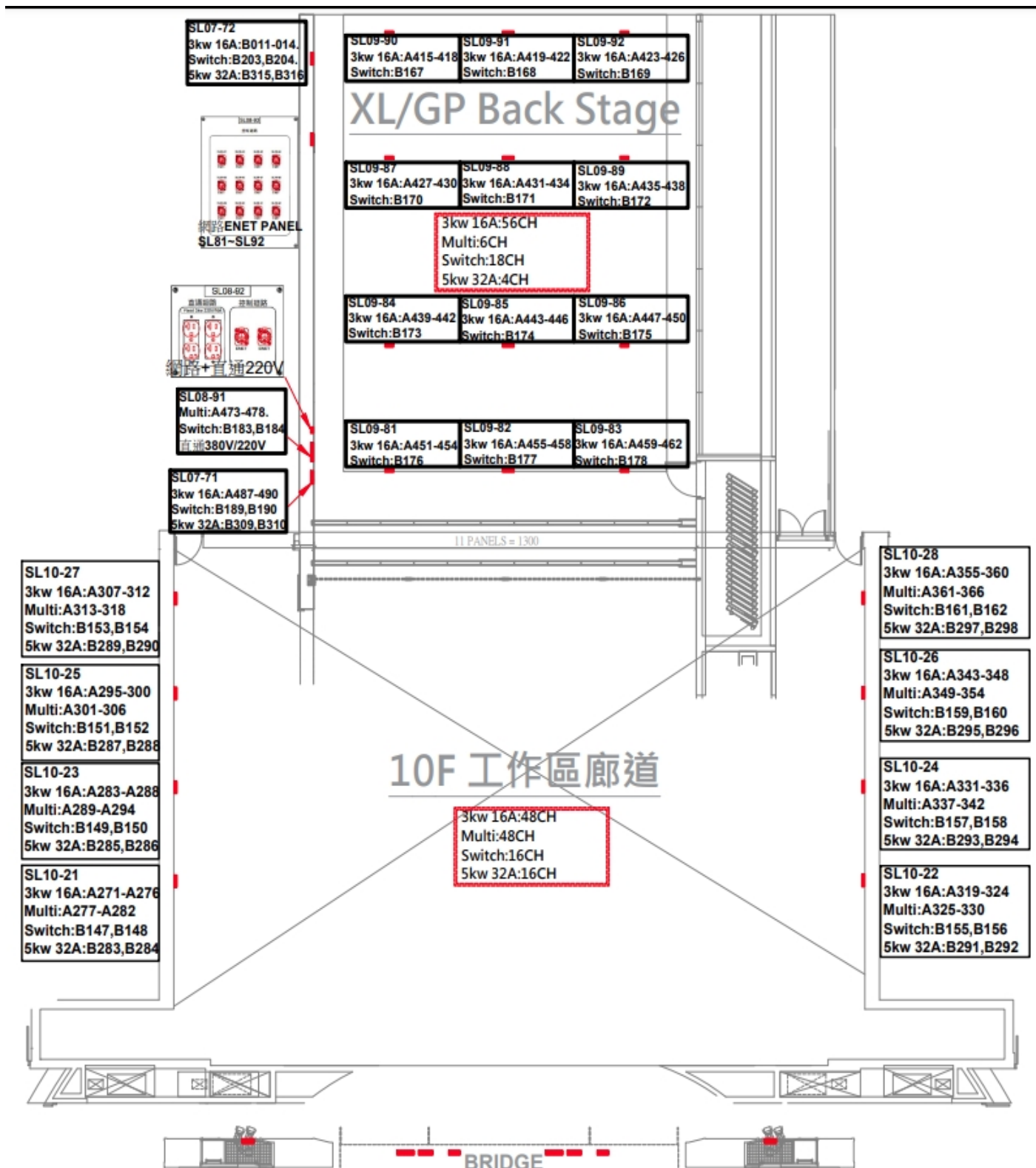


[Dimmer circuits layout chart](#)

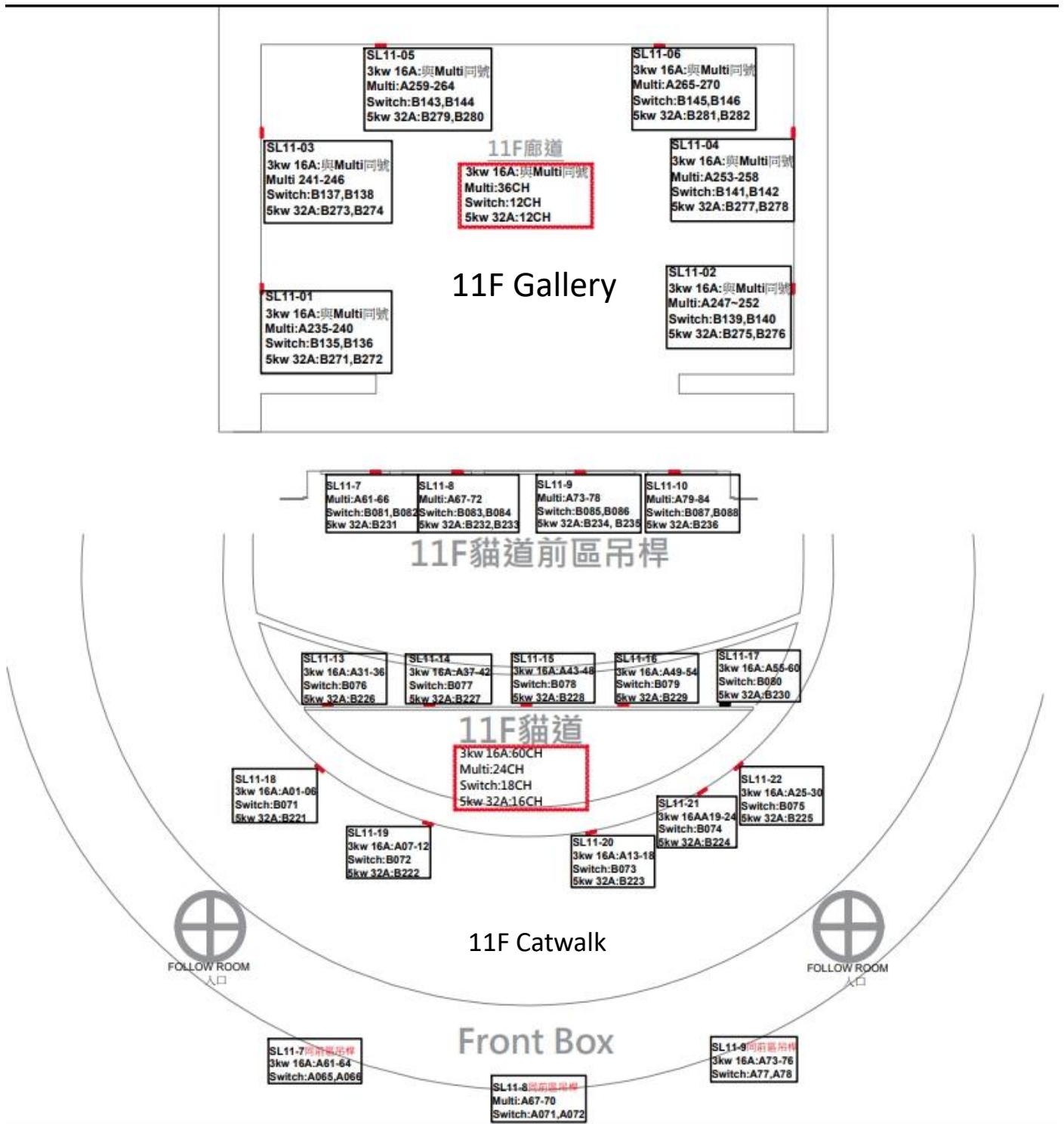
1. Stage Floor circuits layout chart (*red frame represent total circuits)



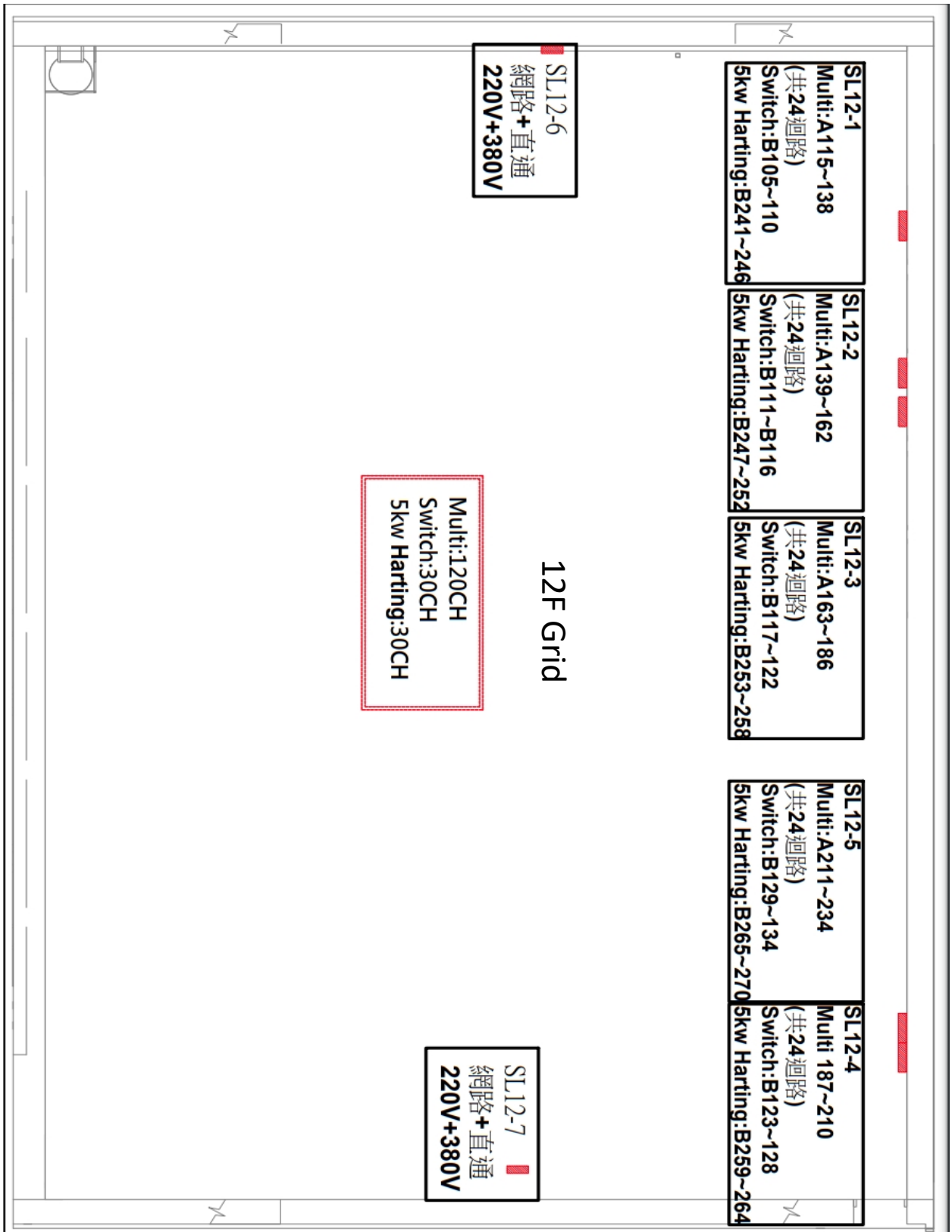
2. 10F Gallery and Rear Stage circuits layout chart



3. 11F Cat Walk and Rear Gallery circuits layout chart



4. 12F Grid circuits layout chart



House Light Channel List

NODE: IP:10.0.30.205

Universe : 10 sACN

1. 7F PAR House Light (Catwalk)

DIM : 47 、 45 、 43 (Aisle)

31 、 35 、 33 (Front)

11 、 09 、 07 (Rear)

2. Balcony- Seat

DIM : 17 (8BCD 、 9BCDE 、 10BCD)

DIM : 18 (8EFG 、 9FGH 、 10EFG)

3. Balcony -Wall Washer

DIM : 19 (8F - BCD 、 9 - BC)

DIM : 20 (8F - EFG 、 9 - GH)

DIM : 21 (9F - DEF)

DIM : 16 (10F - EFG)

DIM : 22 (10F - BCD)

4. Balcony (Rear Aisle Recessed Light)

DIM : 4 (8F) 、 5 (9F) 、 6 (10F)

5. Stair Light

DIM : 15 ▲min. brightness : 10%


6. 8F to 10F Recessed Downlight

DIM : 29 ▲min. brightness : 30%, controlled by venue

7. 8F Recessed Downlight

DIM : 30 ▲min. brightness : 30%, controlled by venue

8. Switch of Row number indicate light is located at 10F control room



Audio Specification

Audio Control Room

Audio Control Room				
NO.	Item	Type	Amount	Note
1	Digital Audio Mixer	AVID VENUE S6L 24D	1	Main system
2	I/O Box	AVID VENUE STAGE 32	1	Main system
3	Digital Audio Mixer	AVID VENUE S6L 16C	1	Backup system
4	I/O Box	AVID VENUE STAGE 32	1	Backup system
5	Multimedia Digital Audio Mixer	YAMAHA DM3	1	
6	CD/USB Player	NUMARK MP103USB	1	
7	Microphone Isolator	Behringer MS-8000	2	

PS: Please prepare your own mixer if needed to connect with the house audio mixer AVID VENUE

Loudspeaker System

Loudspeaker System				
NO.	Item	Type	Amount	Note
1	FOH Line Array Speaker-L	MEYER SOUND LINA	13	Horizontal 100°
2	FOH Line Array Speaker-Centre	MEYER SOUND LINA	13	Horizontal 100°
3	FOH Line Array Speaker-R	MEYER SOUND LINA	13	Horizontal 100°
4	SUB	MEYER SOUND 900LFC	6	
5	STALL-L	MEYER SOUND X-40	1	110° x 50°
6	STALL-R	MEYER SOUND X-40	1	110° x 50°
7	Front Fill	MEYER SOUND MM4-XP	9	80° x 80°
8	Surround-L	MEYER SOUND X-20	3	110° x 50°
9	Surround-R	MEYER SOUND X-20	3	110° x 50°
10	Surround - Rear L	MEYER SOUND X-20	4	110° x 50°
11	Surround - Rear R	MEYER SOUND X-20	4	110° x 50°

12	Box	MEYER SOUND MM4-XP	4	80° x 80°, 4 on each box
13	Processor	Meyer Sound Galaxy 816	7	

Stage Monitor System

Stage Monitor System				
NO.	Item	Type	Amount	備註
1	S/L Ladder	K&F CA-1215-9	3	90° x 50° (W x H x D)434 x 680 x 412 mm Weight : 36.4 kg
2	S/R Ladder	K&F CA-1215-9	3	90° x 50° (W x H x D)434 x 680 x 412 mm Weight : 36.4 kg
3	Stage Monitor (Fleixable)	K&F Gravis 12N	6	chargeable items 65° x 50° (W x H x D)350 x 596 x 318 mm Weight : 17.8 kg
4	Power Amplifier	UNIKA PWM-10000Q 4ch	1	chargeable items

Microphone

Microphone				
NO.	Item	Type	Amount	Note
1	Wireless Microphone Receiver	MIPRO ACT-747	1	Permanent configuration
2	Wireless Handheld Microphone	MIPRO ACT-7H	4	Not for performance use
3	Microphone	SHURE SM-58	6	chargeable items
4	Boundary Microphone	SHURE MX392/C	8	chargeable items
5.	Condenser Microphone	DPA-4011A	8	chargeable items

Intercom & backstage communication system

Intercom & backstage communication system				
NO.	Item	Type	Amount	Note
1	Beltpack	Clear-Com HBP-2X	12	Please do not put tapes on the intercom to avoid causing damage
2	(single-ear) headsets	Clear-Com CC-300	12	
3	Wireless Beltpack (with headsets)	Clear-Com FS II-BP19-X4-EU + CC-300	6	

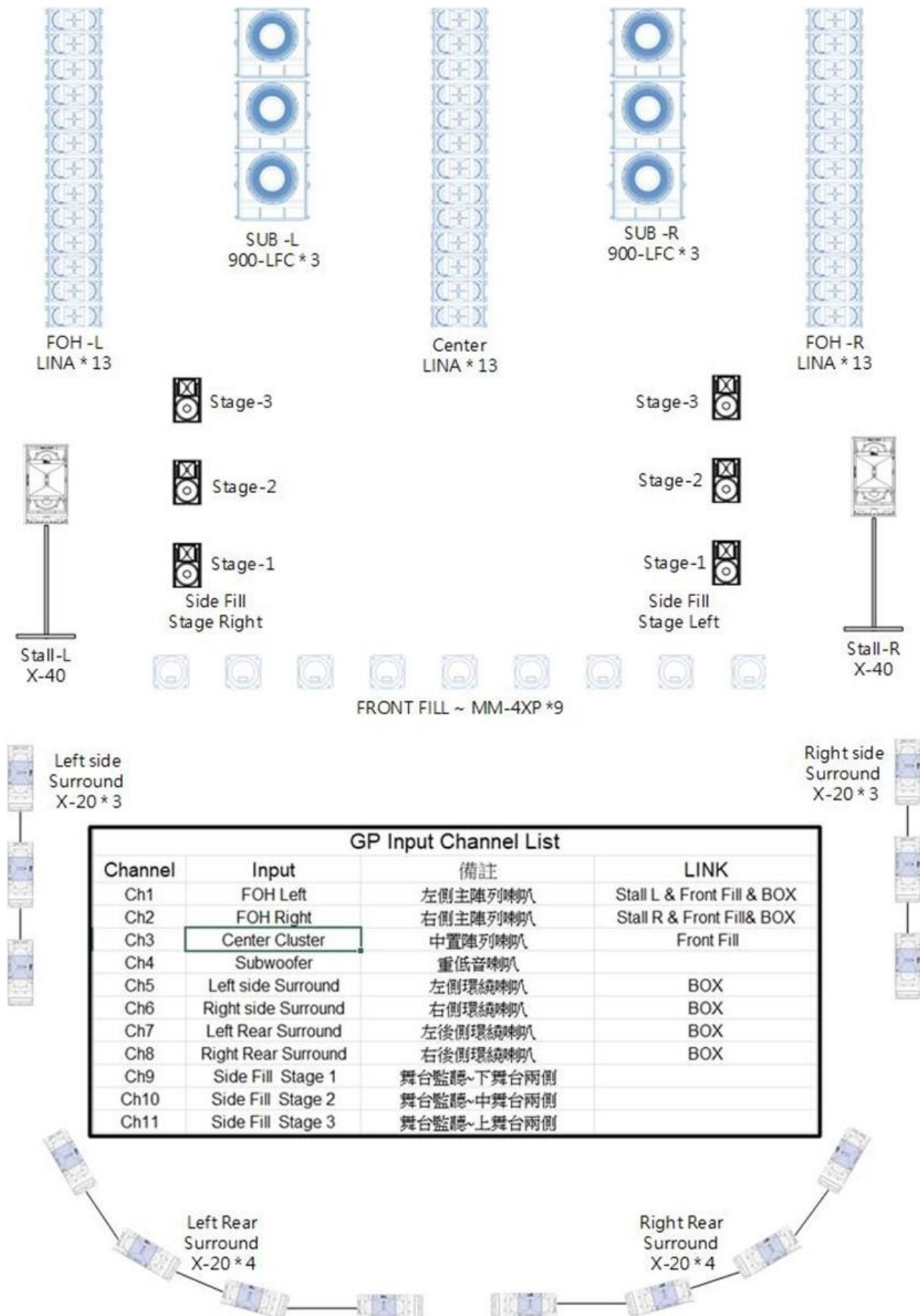
Video equipment

Video equipment				
NO	Item	Type	Amount	Note
1	Infrared camera (For Conductor Use)	CDOUBLES TWA-CE2425N4.2X	2	chargeable items
2	32" CCTV (For Orchestra Use)	SAMSUNG UA32N4000AWZW	4	chargeable items
3	42" CCTV (For Orchestra Use)	SAMSUNG UA43TU8000WXZW	3	chargeable items

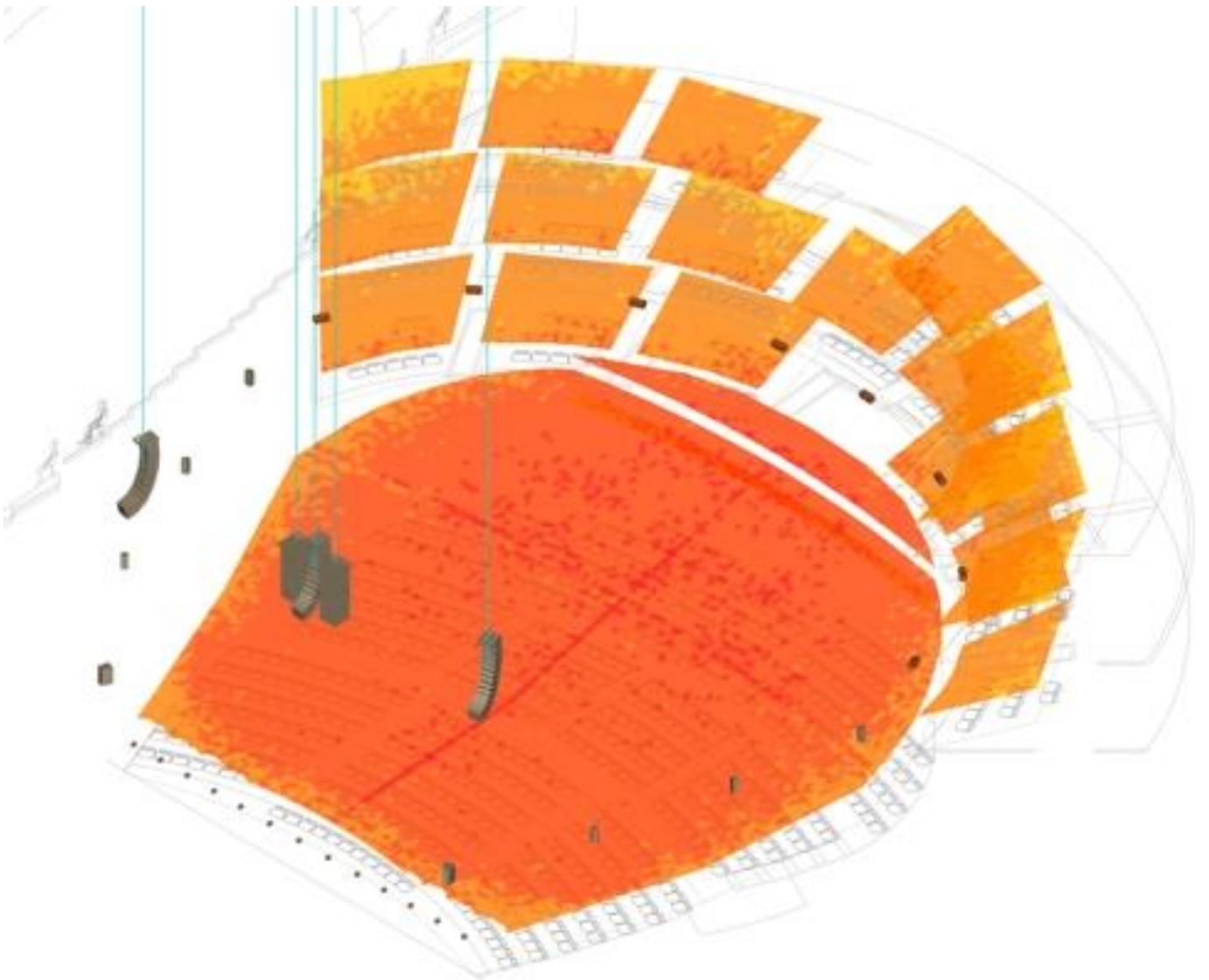
Cable & Audio Accessories

Cable & Stand related equipment				
NO	Item	Type	Amount	Note
1	Mic Stand	CNBear K308B	10	
2	Microphone Stand (two-boom)	K&M 25200-300-55	10	Please bring your own 3/8 to 5/8 thread adapter
3	Microphone stand (Low-level)	K&M 25900-300-55	10	Please bring your own 3/8 to 5/8 thread adapter
4	Microphone stand (Round Base)	K&M 26145-300-55	4	Please bring your own 3/8 to 5/8 thread adapter
5	Microphone stand (Low/Round Base)	K&M 25960-300-55	4	Please bring your own 3/8 to 5/8 thread adapter
6	Speaker Stand	SoundKing SB315	6	
7	Speaker Stand	ST168B	8	
8	Microphone XLR Cable	5m	10	
9	Microphone XLR Cable	10m	10	
10	Microphone XLR Cable	20m	10	
11	4P-Speakon	5m	5	
12	4P-Speakon	10m	5	
13	4P-Speakon	20m	10	
14	3mm/3C Power Cord 5M	5m	5	
15	3mm/3C Power Cord 15M	15m	5	
16	Power Strip		5	

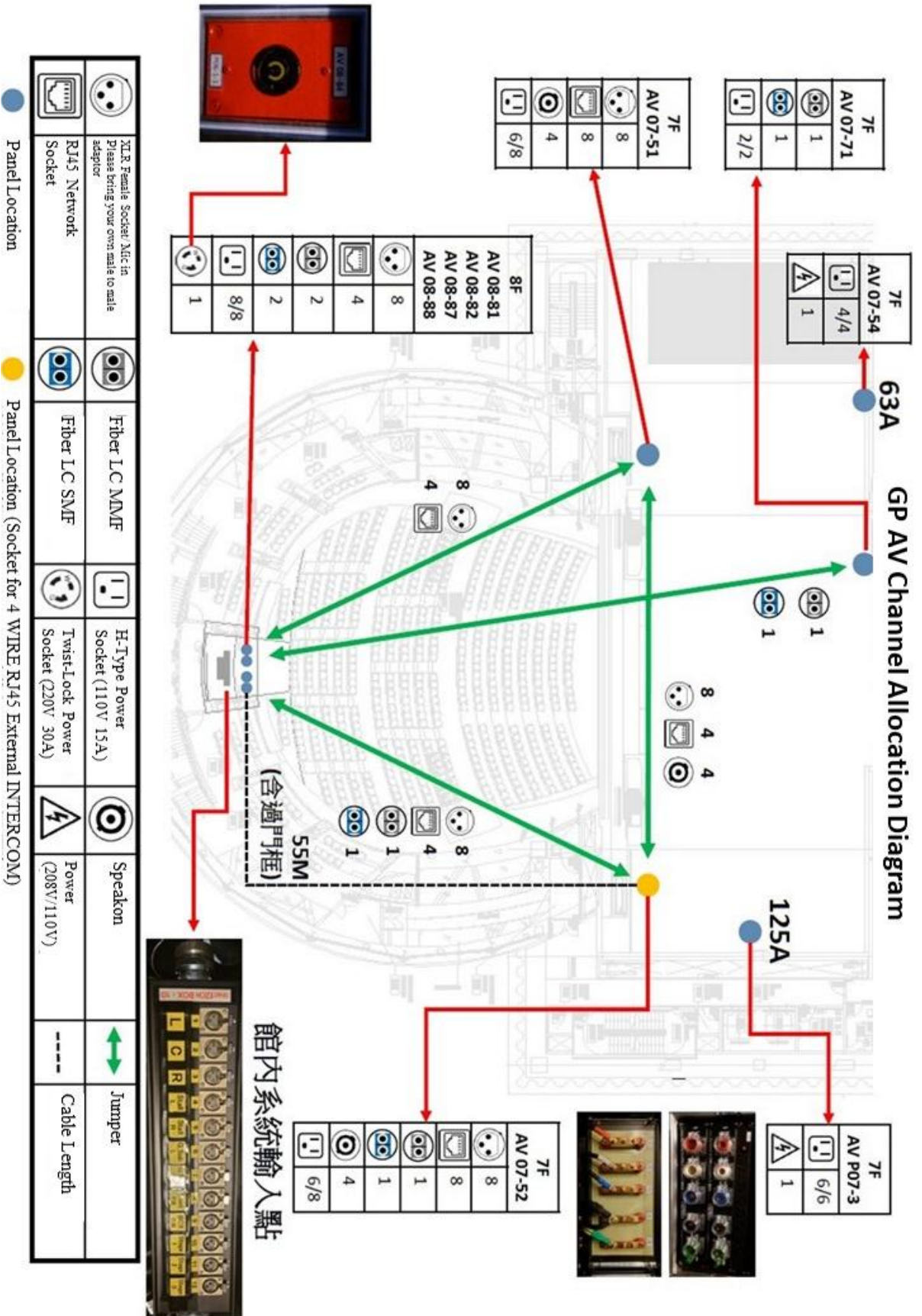
Speaker System Dispose Chart



SPL



Channel Dispose Chart



Panel Layout

GP Panel Layout



Mic in

Control Panel		Down Stage Right		Down Stage Left	
Panel	NO.	Panel	NO.	Panel	NO.
AV 08-82	1-12	AV 07-51	1-12	AV 07-52	1-12



RJ 45

Control Panel		Down Stage Right		Down Stage Left	
Panel	NO.	Panel	NO.	Panel	NO.
AV 08-81	1-2	AV 07-51	1-2		
AV 08-87	1-2	AV 07-51	3-4		
AV 08-82	1-2			AV 07-52	1-2
AV 08-88	1-2			AV 07-52	3-4
		AV 07-51	5-8	AV 07-52	5-8



Speakon

Control Panel		Down Stage Right		Down Stage Left	
Panel	NO.	Panel	NO.	Panel	NO.
		AV 07-51	1-4	AV 07-52	1-4

Other Equipments & Dressing Room

Other Equipments

No.	Item	Dimension	Amount	Note
1	Aluminum Stage Deck	178cm*95cm	4	*With two height leg suitable for front and rear rows
2	Back Side Chair (Black)		80	
3	Folding table	180cm*75cm	29	
4	Steamers		3	
5	Iron + sleeve board		1 set	
6	Dressing Mirror		3	
7	Hanger		100	
8	Sewing Machine		1	
9	Hair Dryer		3	

List of Dressing room

Room No.	Room Name	Capacity	Toilet	Shower	Note
3F (Total : 12 / Capacity : 59) (Subject to availability)					
301	(GT) Personal	1	1	1	
302	(GT) Personal	1	1	1	
303	(GT) Group (Medium)	5	1	1	
304	(GT) Group (Medium)	5	1	1	
305	(GT) Personal	1	1	1	
306	(GT) Personal	1	1	1	
307	(GT) Personal	1	1	1	
308	(GT) Group (Large)	16	none	none	
309	(GT) Personal	1	1*	1	Accessible toilet
310	(GT) Personal	1	1*	1	Accessible toilet
311	(GT) Group (Large)	14	none	none	
312	(GT) Group (Large)	12	none	none	

4F (Total : 2 / Capacity : 3) (Subject to availability)					
401	(BB) Personal	2	1*	1	Accessible toilet
402	(BB) Personal	1	none	none	
5F(Total : 6 / Capacity : 21) (Subject to availability)					
501	(BB) Personal	1	1	1	
502	(BB) Personal	1	1	1	
503	(BB) Group (Medium)	5	1	1	
504	(BB) Group (Medium)	5	1	1	Shower without Cubicle
505	(BB) Personal	1	1	1	
506	(BB) Group (Medium)	8	none	none	
6F (Total : 9 / Capacity : 74)					
601	(GP) Group (Medium)	9	none	none	
602	(GP) Group (Medium)	5	none	none	
603	(GP) Group (Medium)	4	none	none	
604	(GP) Group (Large)	17	1	3	
605	(GP) Group (Large)	19	1	3	
606	(GP) Group (Medium)	5	1	1	
607	(GP) Group (Medium)	5	1*	1	Accessible toilet
608	(GP) Group (Medium)	6	none	none	Near Orchestra Pit wash basin *1
609	(GP) Group (Medium)	4	none	none	Near Orchestra Pit wash basin *1
7F (Total : 6 / Capacity : 21)					
701	(GP) Personal	1	1	1	
702	(GP) Personal	1	1	1	
703	(GP) Group (Medium)	5	1	1	
704	(GP) Group (Medium)	5	1	1	
705	(GP) Personal	1	1	1	
706	(GP) Group (Medium)	8	none	none	