



臺北  
表演  
藝術  
中心

TAIPEI  
PERFORMING ARTS CENTER

Super Theatre

(ST)

Technical Information

# Contents

Super Theatre / ST .....	2
1.Load-in Gate and Scenery Shipping Path .....	4
a.Load-in Path .....	4
b.Load-in area .....	5
c.Load-in Entrance .....	5
d.Scenery Shipping Path .....	6
2.Stage Specifications.....	8
a.Theatre Space .....	8
b.Stage Equipment .....	12
3.Lighting Specifications.....	24
a.Lighting Systems.....	24
b.Lighting Equipment List.....	26
c.Lighting Cable and Accessories.....	30
d.Dimmer circuits layout chart .....	35
e.House Light.....	44
f. Standard Light Plan.....	46
4.Audio Specification .....	47
a.Audio Control Equipment.....	47
b.Loudspeaker System .....	48
c.Stage Monitor System .....	49
d.Microphone .....	49
e.Intercom & backstage communication system .....	50
f. Video equipment .....	50
g.Cable & Audio Accessories .....	51
h.Speaker System Dispose Chart.....	52
i. Channel Dispose Chart .....	53
j. Panel Layout.....	55
5.Other Equipments & Dressing Room.....	56
a.Other Equipments.....	56
b.List of Dressing room .....	56

# Super Theatre / ST

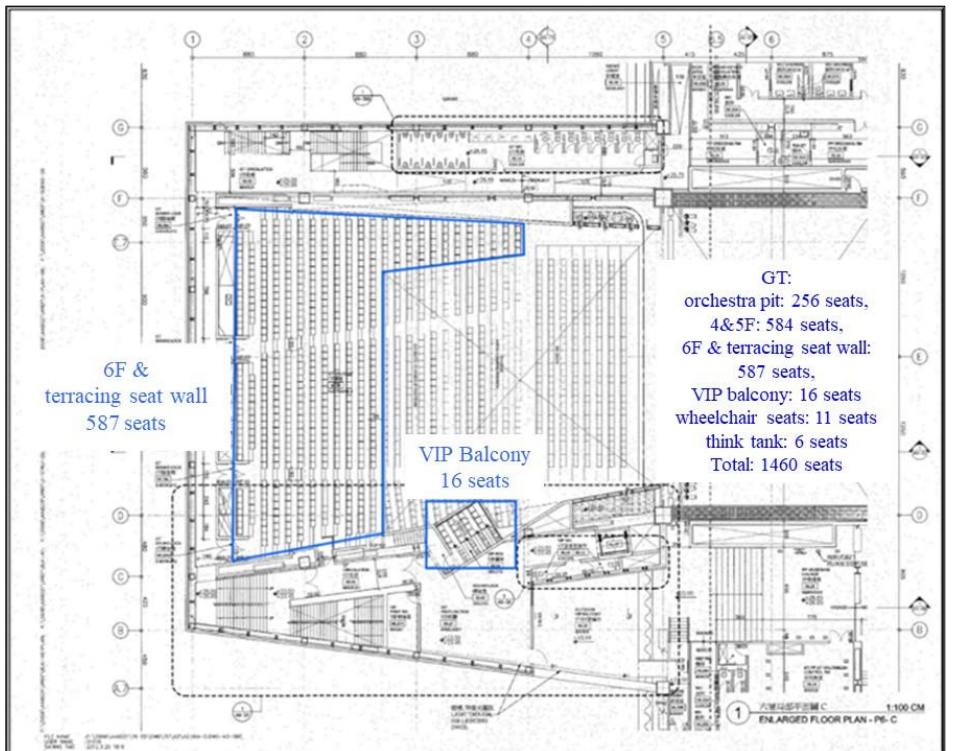
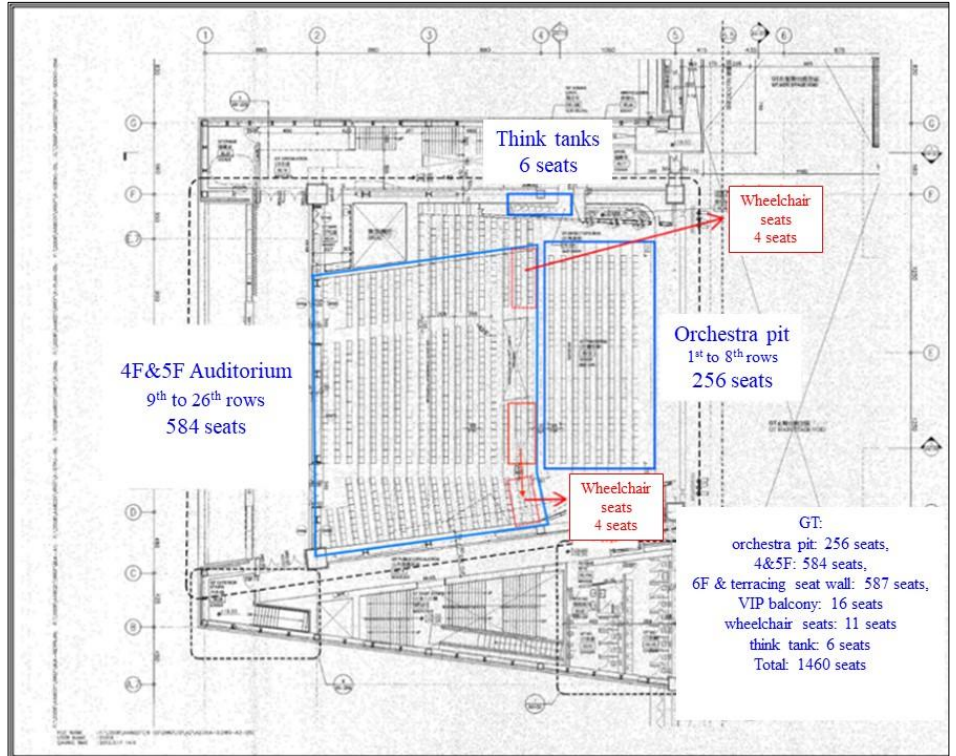
The stage floor is located at 4<sup>th</sup> floor, Super theatre is combined by the space of The Grand Theatre and The Blue Box.

- The Grand Theatre

The stage floor is located on the 4<sup>th</sup> floor.

The stage contains the main stage, side stages and rear stage and left rear stage.

Grand theatre have 1,460 seats, comprising  
 Orchestra pit: 256 seats  
 4&5F(Stalls) : 584 seats  
 6F(Circle) & terracing seat wall: 587 seats  
 VIP balcony: 16 seats  
 wheelchair seat : 11 seats  
 think tank: 6 seats.

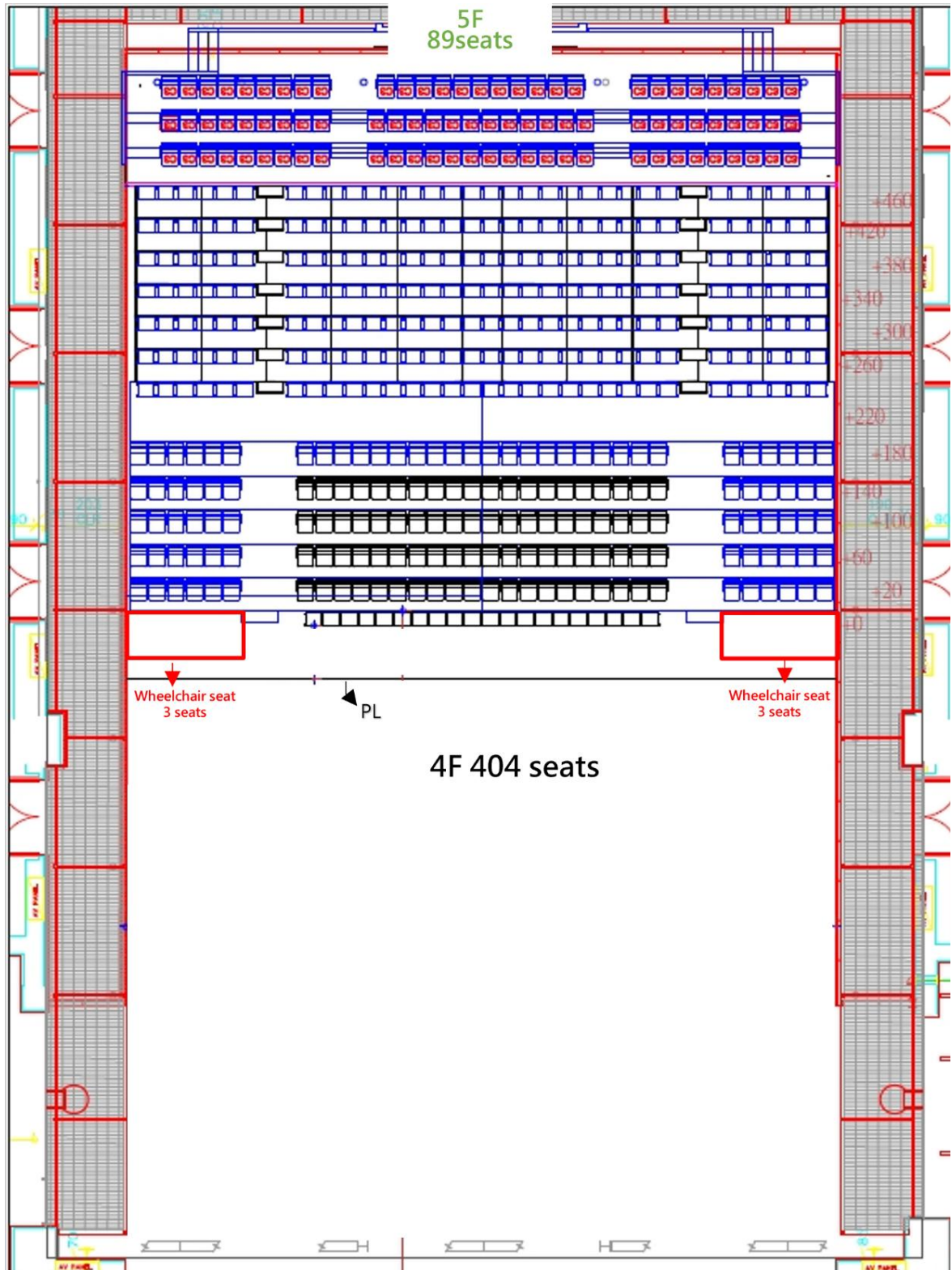


- The Blue Box

The stage floor is located on the 4<sup>th</sup> floor.

Blue Box have 499 seats, comprising 404 seats in 4F, 89 seats in 5F and 6 wheelchair seats

The Auditorium is a permanent configuration and cannot be dismantled.

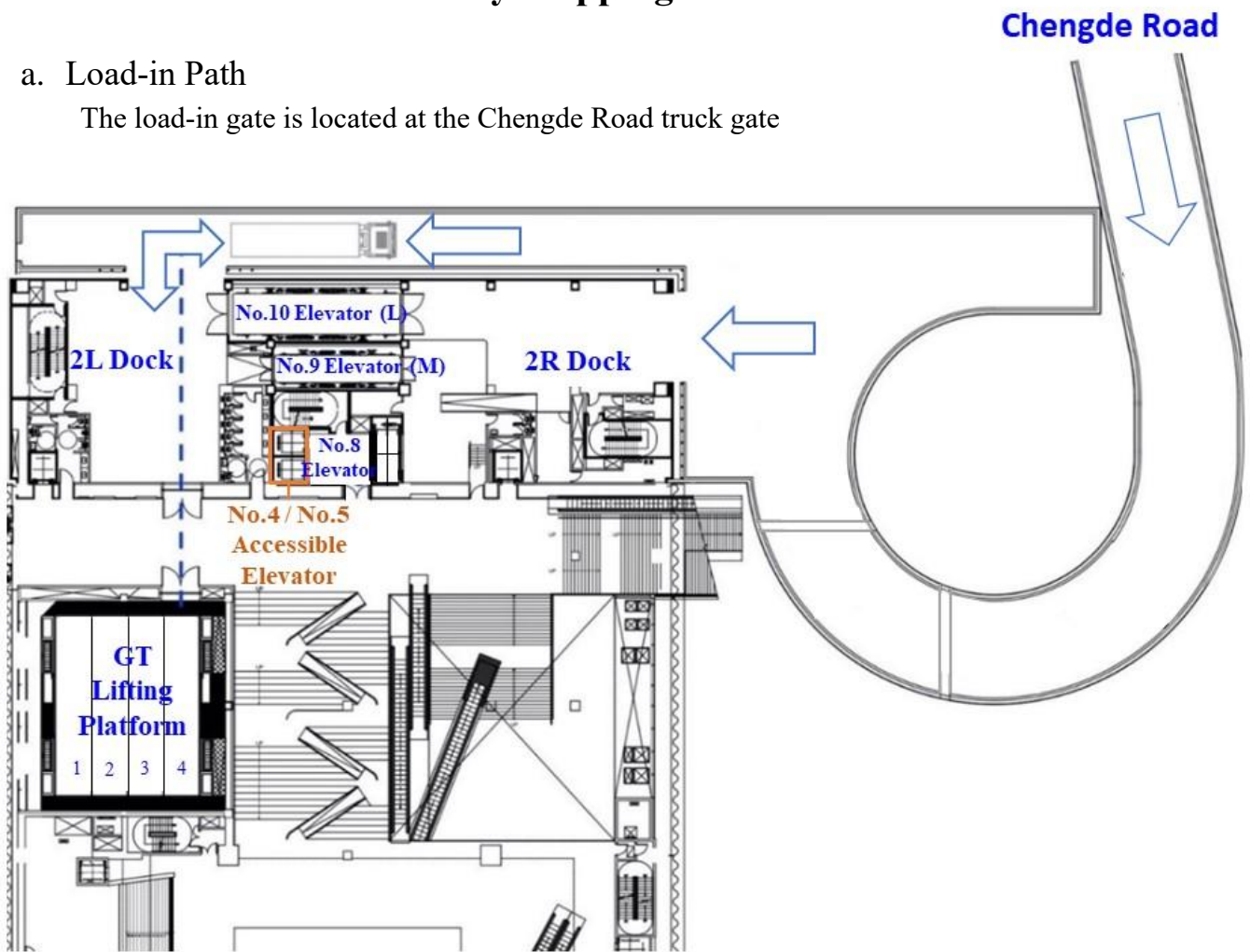




# 1. Load-in Gate and Scenery Shipping Path

## a. Load-in Path

The load-in gate is located at the Chengde Road truck gate





Dimension of lane : width **810** cm

Dimension of the load-in path of the GT: width **408** cm / Height **437** cm



### b. Load-in area



### c. Load-in Entrance

#### The Grand Theatre

Dimension of **No. 10 Elevator** entrance(4F) : **390** cm (W) × **340** cm (H)

Dimension of **No. 9 Elevator** entrance(4F) : **250** cm (W) × **290** cm (H)





## The Blue Box

Dimension of entrance(4F) : **250** cm (W) × **270** cm (H)



### d. Scenery Shipping Path

**Lifting Platform** ( only 3<sup>th</sup> 4<sup>th</sup> platform can descent to 2<sup>nd</sup> floor load-in dock )

( **Not available currently** )

Amount : 2

Dimension : **1500** cm ( W ) × **300** cm ( D )

Maximum load : **9000** kg · **200** kg/m<sup>2</sup>

Floors to Reach : 2F : Single-Entrance/Driveway Level/load-in dock

4F : GT Stage Floor

Entrance : Gate **313** cm (W) x **295** cm (H)

**stack door** **190** cm (W) x **295** cm (H)

**No. 10 Elevator**

Dimension : 1405 cm ( L ) × 340 cm ( W ) × 400 cm ( H )

Maximum load : 25000 kg

Floors to Reach : 2F : Double Entrance/Driveway Level/Loading Dock

4F : Double Entrance/GT 、 BB Stage Floor

7F : Single Entrance/GP Stage Floor

**No. 9 Elevator**

Dimension : 1042 cm ( L ) × 210 cm ( W ) × 260 cm ( H )

Maximum load : 8000 kg

Floors to Reach : 2F : Double Entrance / Driveway Level/Loading Dock

3F : Single Entrance / Music Instrument Store room 200 (W) x 210 (H)/

GT Orchestra Pit 95 (W) x 200 (H)

4F : Double Entrance /GT 、 BB Stage Floor

5F : Single Entrance / Lighting Equipment Store Room

6F : Double Entrance / Dressing Room 147 (W) x 199 (H) /BB Grid/

GP Orchestra Pit

7F : Single Entrance /GP Stage Floor

**No. 8 Elevator**

Dimension : 400 cm ( L ) × 170 cm ( W ) × 230 cm ( H )

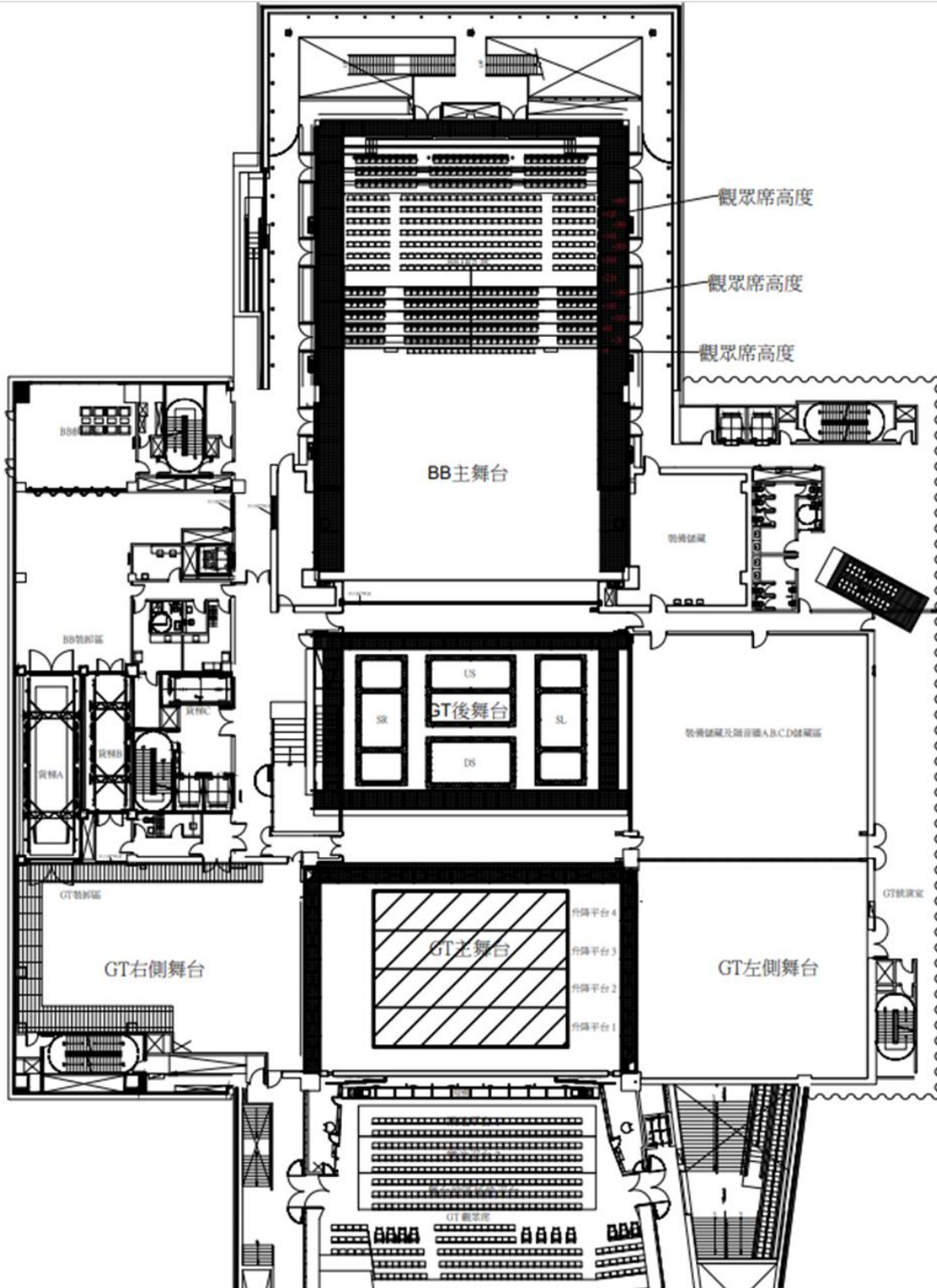
Maximum load : 3000 kg

Floors to Reach : B1~12F



## 2. Stage Specifications

### a. Theatre Space



#### Main Stage

The main stage is combined by (GT) Main stage、(GT) Rear stage and (BB) Main stage  
The depth of the main stage is 5554.53 cm.

**Grand Theatre Main Stage**

- i. Main Stage: Adjustable Proscenium : 1300 cm ~ 2000 cm  
Proscenium to 1<sup>st</sup> Acoustic wall :1706 cm
- ii. Side Stage Left : 1905 cm ( W ) ×1682 cm ( D )
- iii. Side Stage Right : 2345 cm ( W ) ×1437.5 cm ( D )
- iv. Cross Over : 2190 cm ( W ) ×190 cm ( D )
- v. Rear Stage : 2190 cm ( W ) ×1535 cm ( D )
- vi. Orchestra Pit Platform : (Comprising from 2 platforms which can be used independently)  
Orchestra Pit Platform 1 : 1852 cm ( W ) ×240 cm ( D )  
Orchestra Pit Platform 2 : 1852 cm ( W ) ×285 cm ( D )  
Maximum load : Static Load : 500 kg/m<sup>2</sup> ; Dynamic Load : 200 kg/m<sup>2</sup>
- vii. Stage Extension Platform :  
Dimension : 1852 cm ( W ) ×285 cm ( D )  
Maximum load : Static Load : 500 kg/m<sup>2</sup> ; Dynamic Load : 200 kg/ m<sup>2</sup>
- viii. Floor Surface : Black painted 3-ply plywood/45 mm, Loads Capacity : 750 kg/ m<sup>2</sup>

**Blue Box Main Stage**

- i. 4F Main Stage : 1796.65 cm ( L ) ×1990 cm ( W )  
(It is separated from GT by Movable Sound Insulating wall. A fire curtain track located 30cm in front of the acoustic wall. No objects can be placed on the track.)
- ii. Movable sound insulating wall is installed under the 5F Gallery. The materials on both sides of the wall are different, which can be selected according to sound absorption and reflection.
- iii. Grid : Height from Stage Floor : 940 cm
- iv. Floor Surface : Black painted 3-ply plywood/45 mm, Loads Capacity : 500 kg/m<sup>2</sup>

**Grand Theatre Stage Galleries**

6<sup>th</sup> Floor Gallery: Height from Stage Floor : 980 cm, Stage L/R, Width : 100 cm

7<sup>th</sup> Floor Gallery: Height from Stage Floor : 1500 cm, Stage L/R/Up Stage, Width : 100 cm

8<sup>th</sup> Floor Gallery: Height from Stage Floor: 2000 cm, Stage L/R and Up Stage, Width :100 cm

**Grand Theatre Rear Stage Galleries**

6<sup>th</sup> Floor Gallery: Height from Stage Floor: 1000 cm, Up stage, Width : 92 cm, Stage L/R and Down stage Width : 134 cm

## Blue Box Stage Galleries

5F Gallery : Height from Stage Floor **440** cm, Stage L/R , Width : **230** cm.

5MF Gallery : Height from Stage Floor **667** cm, Stage L/R, Width : **192.5** cm,

Up stage, Width : **150** cm.

Loads Capacity : Ground **250** kg/m<sup>2</sup> ; Railing **100** kg/m °

## Grand Theatre Main Stage Grid (10F)

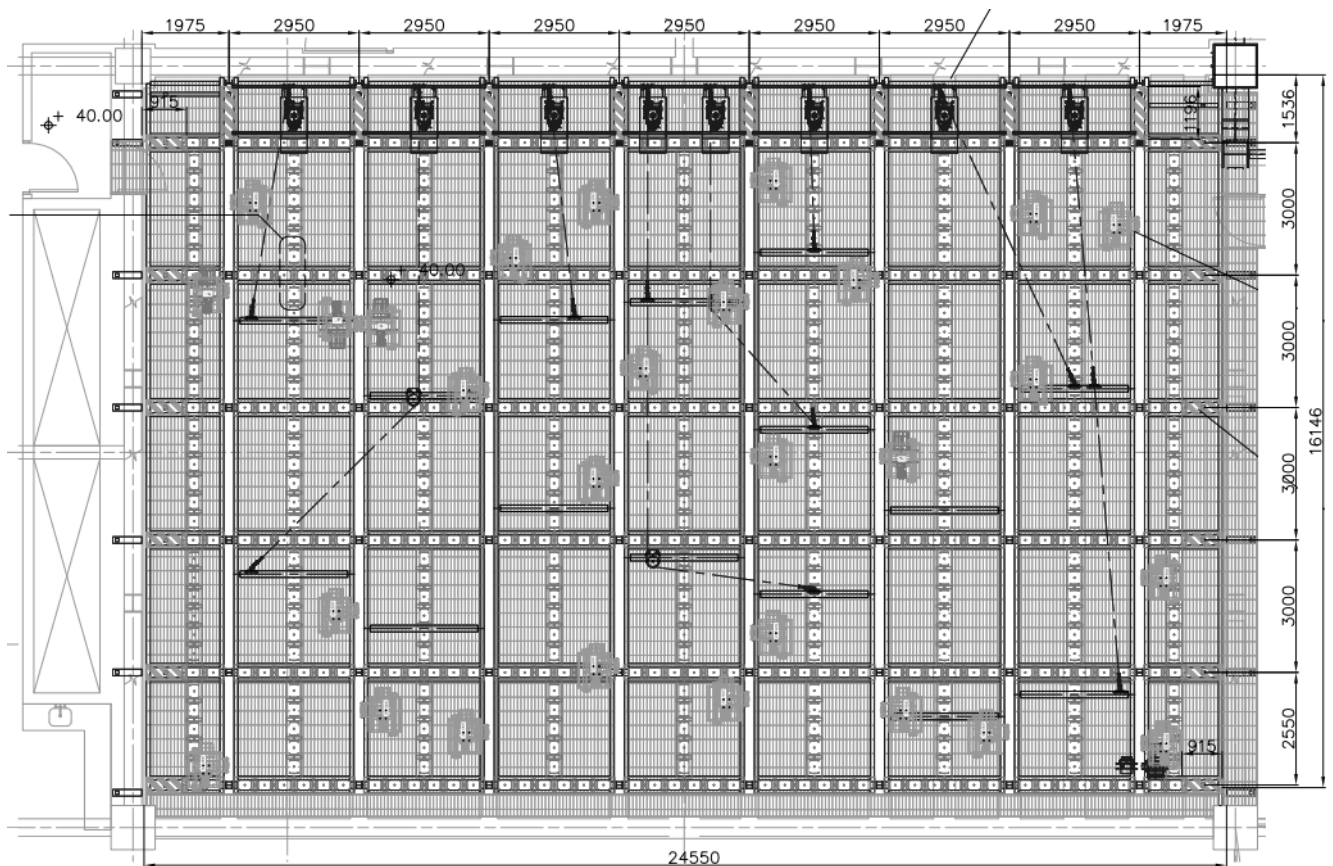
Height from Stage Floor :**2465** cm , Floorage : **2450** cm×**1675** cm

Provide **6** Point Hoists ( Please refer to the additional stage equipment )

Loads Capacity : **150** kg/m<sup>2</sup>

Constructed with Movable I-Beam for extra hanging point, Loads Capacity : **1200** kg

**For other extra hanging point added by the hirer, assessment by TPAC staff will be needed. Please provide hanging plan include calculation based on the data from the TPAC structural computation statement.**



BB Grid (6F)

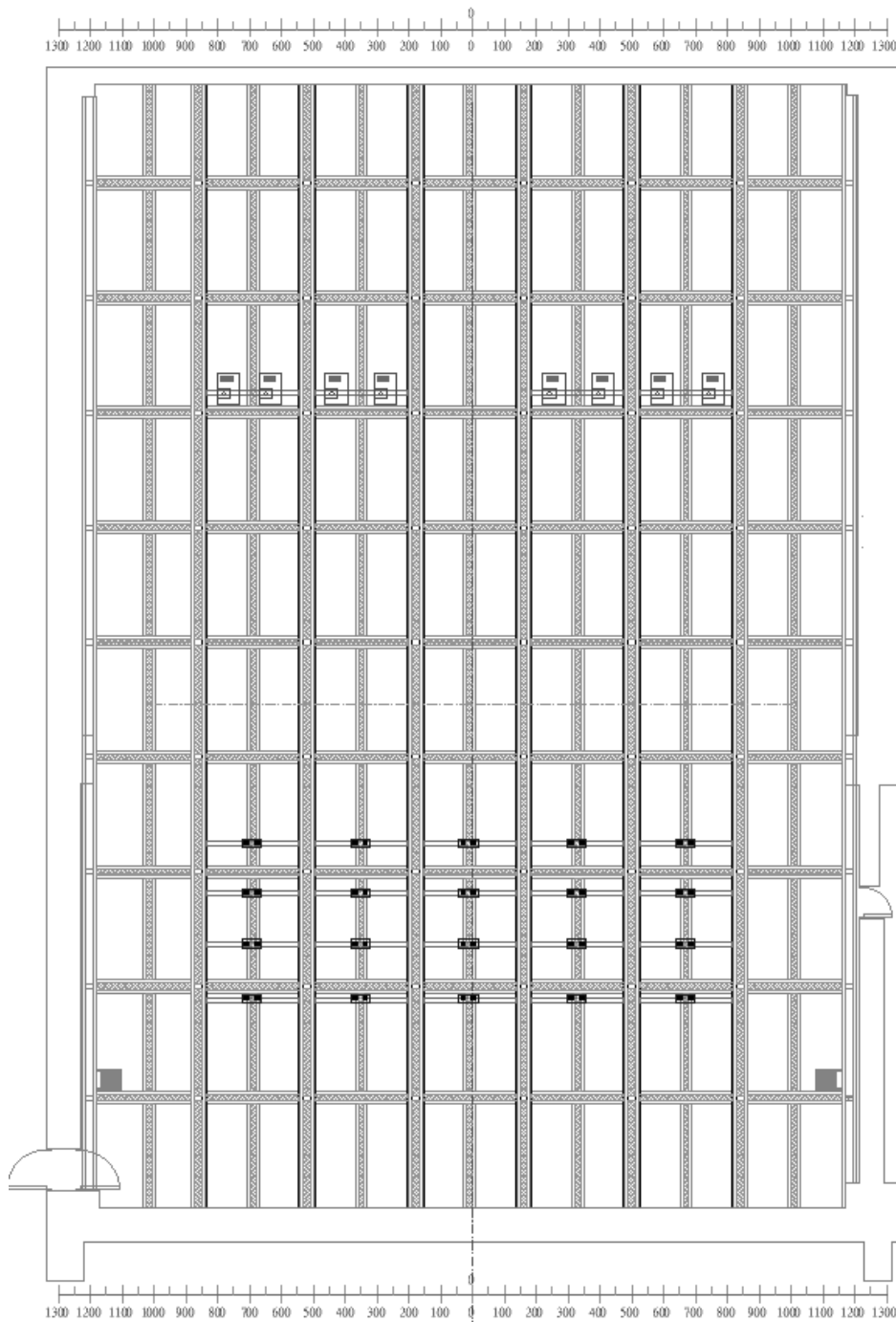
Height from Stage Floor 1000 cm, Grid Dimension : 2350 cm x 3424 cm

Provide 8 variable speed point hoist and 20 fixed speed chain hoist (Please refer to “Other stage Equipment” for details)

Grid Load Capacity : 150 kg/m<sup>2</sup>

Equipped with Movable I-beam for extra hanging points, safety working load : 1200 kg

**Please provide written report for assessment when using other structure for extra hanging point. For calculation data, please refer to the “structure calculation statement”.**





## b. Stage Equipment

### Lifting platform (**Not available currently**)

Amount : 4

Dimension : 1500 cm ( L ) × 300 cm ( W )

Travel Distance : 1<sup>st</sup> / 2<sup>nd</sup> platform : 600 cm, (from stage floor) +300 ~ -300 cm

3<sup>th</sup> / 4<sup>th</sup> platform : 1570 cm, (from stage floor) +300 ~ -1270 cm

Loads Capacity : Maximum **9000** kg each

Dynamic Load : **200** kg/m<sup>2</sup>

Static Load : (upper level) **1000** kg/m<sup>2</sup> · (lower level) : **500** kg/m<sup>2</sup> °

**Notes : When the lifting platform is 1M lowered than stage floor, the safety railing will be raised automatically**

### Orchestra Pit Lifting Platform

Amount : **2**

**Not movable during performance**

#### Orchestra Pit Lifting Platform 1

Dimension : **1850** cm ( L ) × **240** cm ( W )

Travel Distance : Descent Maximum Distance **-450** cm

Ascent Maximum Distance is **Flush with Stage Floor**

Maximum load : Dynamic Load : **200** kg/m<sup>2</sup> , Static Load : **500** kg/m<sup>2</sup>

#### Orchestra Pit Lifting Platform 2

Dimension : **1850** cm ( L ) × **285** cm ( W )

Travel Distance : Descent Maximum Distance **-400** cm

Ascent Maximum Distance is **Flush with Stage Floor**

Maximum load : Dynamic Load : **200** kg/m<sup>2</sup> , Static Load : **500** kg/m<sup>2</sup>

### Stage Extension Platform

Dimension : **1850** cm ( L ) × **285** cm ( W )

Travel Distance : Descent Maximum Distance **-69** cm

Ascent Maximum Distance is **Flush with Stage Floor**

Maximum load : Dynamic Load : **200** kg/m<sup>2</sup> , Static Load : **500** kg/m<sup>2</sup>

## Adjustable Proscenium

3 pieces on Each Side · 6 pieces in total

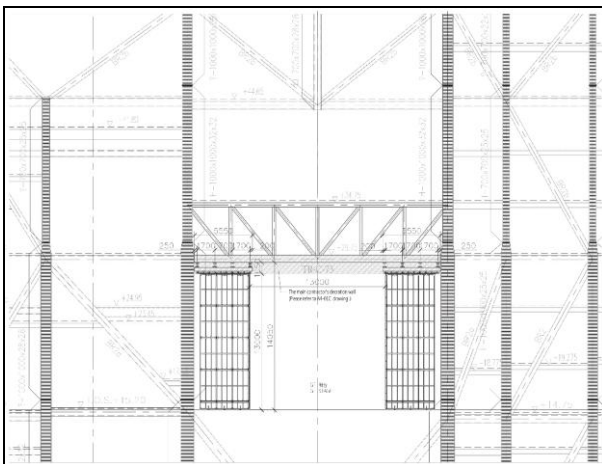
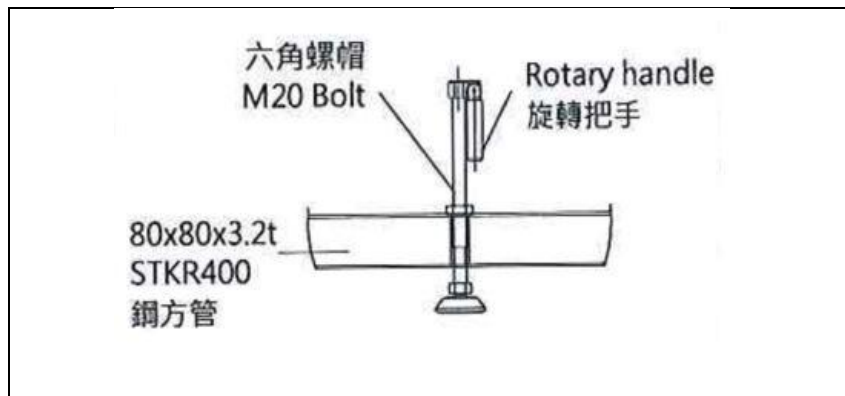
Height : 1365 cm · Width : 165 cm (Each Piece)

Thickness : 35 cm (Up Stage ) and 10 cm (Two pieces at down stage)

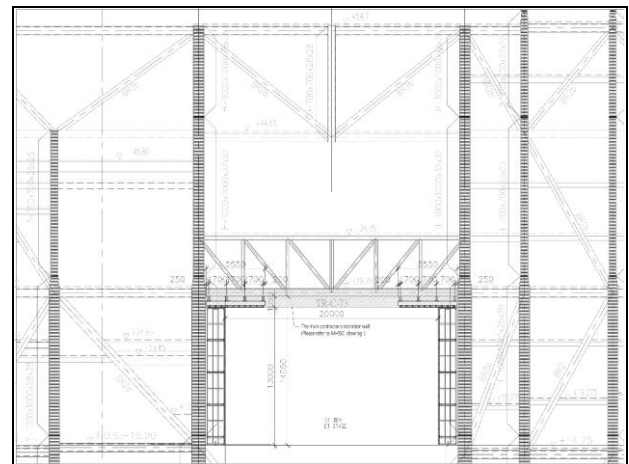
Opening : 1300 cm ~ 2000 cm

Operating : manual operation

Manual holder



GT Minimum Proscenium Opening(in cm)



GT Maximum Proscenium Opening(in cm)

## Grand Theatre Rigging System

### i. Fly bar

- Main Stage

Type : Motorized variable speed fly bar

Amount : 57

(G10 under maintenance, not available currently)

(G57 is too close to upstage gallery, for safety precautions, maximum out depth is 14m)

Bar spacing : 25 cm

Length : 2150 cm

(With 100 cm extension bar on both sides)

( over 80 cm will collide with gallery )

( over 30 cm will collide with side bar )

Ø Diameter : 4.83 cm

Loads Capacity : G01 : Travel House Curtain · permanent configuration

G02 : Lifting House Curtain

G02 to G57 : 500 kg · 100 kg/m

Extension bar : 50 kg

Travel Distance : (**From Stage floor**) +100 cm ~ +2300 cm

Speed : 0.012-1.2 m/s

- Side Bar

Type : Motorized fixed speed fly bar

Amonut : 4 · 2 on each side

Length : 600 cm (With 100 cm extension bar on both sides)

Ø Diameter : 4.83 cm

Loads Capacity : 400 kg · 100 kg/m · Extension bar : 50 kg

Travel Distance : (**From Stage floor**) +100 cm ~ +2300 cm

Speed : 0.5 m/s

- Up Stage below the gallery

Type : Motorized fixed speed fly bar

Amount : 2

Length : 2150 cm (With 100 cm extension bar on both sides)

Ø Diameter : 4.83 cm

Loads Capacity : 700 kg · 100 kg/m · Extension bar : 50 kg

Travel Distance : (**From Stage floor**) +100 cm ~ +1250 cm

Speed : 0.5 m/s

- **Front of House (Above Orchestra Pit)**

( **Caused by obstruction from other equipments, Front G05 · G06 Not available recently** )

Type : Motorized fixed speed fly bar

Amount : 6 (Only Front #01~ #04 in service)

Length : 1800 m

(With **100** cm extension bars on both sides)

∅ Diameter : 4.83 cm

Loads Capacity : **500** kg · **100** kg/m · Extension bar : **50** kg

Travel Distance : (**From Stage floor**) +100 cm ~ +1100 cm

Speed : 0.5 m/s

- ii. **Fire curtain**

**2150** cm(W) × **1350** cm(H) · Thickness : **40** cm, Distance from Apron **60** cm  
(**From Stage floor**) +960 cm

\*When fire alarm is being triggered, fire Curtain will descent with alarm.

\***Items that cannot be removed within 1 minute must not be placed under the fire curtain**

- iii. **Lighting Bridge as Proscenium arch**

Dimension : **2000** cm (W)×**360** cm (H)×**100** cm ( D )

Travel Distance : Measure with the header of the Lighting Bridge

(**From Stage floor**) + 800 cm ~ + 1150 cm

The hanging position is 2m higher than the lower edge of the lighting bridge header.

When the lighting bridge header is 8m height form the stage floor, the hanging position will be 10m height from the stage floor.

- iv. **G01 Travel House Curtain**

G01 permanent configuration, with curtain machine and track. **Permanent configuration.**

Material : Black Velour · Gerriets / Clivia 600

Dimension: 1000 cm ( W ) ×1200 cm ( H )

Types of Opening : motorized, Flown and Traveler

Traveler Distance : 2200 cm · Overlap 100 cm

Traveler Speed : 0.1-1 m/s (variable speed)

Maximum Speed : 0.3 m/s

Maximum Flown Distance : (**From Stage floor**) Fly bar: + 2150 cm

Maximum Height : Bottom of Curtain: + 920 cm



v. **G02 Lifting House Curtain**

G02 Black Curtain as Lifting House Curtain.

Dimension : 2190 cm (W)×1190 cm ( H )

vi. **Teaser**

In front of the Lighting Bridge · hard structure

2000 cm ( W ) × 460 cm ( D ) Thickness : 5 cm

Travel Distance : (**From Stage floor**) + 500 cm ~ + 950 cm

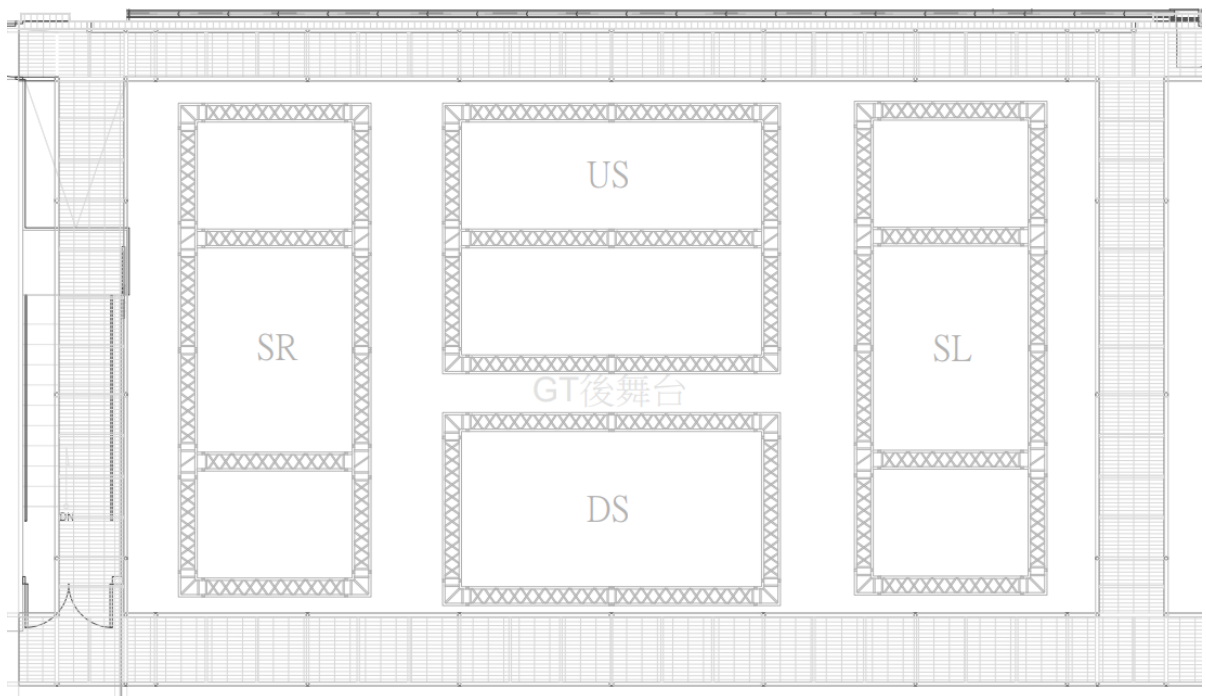
vii. **Rear Stage Truss**

4 Group of Truss named : US 、 DS 、 SR 、 SL, **Not movable during performance.**

Travel Distance : (**From Stage floor**) + 50 cm ~ + 1040 cm

Loads Capacity : US 、 DS 1600 kg

SR 、 SL 3200 kg



viii. **Hanging List**

Fly Bar to Edge of Apron :

No.	To Apron ( cm )	No.	To Apron ( cm )	No.	To Apron ( cm )
<b>Front 01</b>	385	<b>G18</b>	741	<b>G39</b>	1266
<b>Front 02</b>	335	<b>G19</b>	766	<b>G40</b>	1291
<b>Front 03</b>	285	<b>G20</b>	791	<b>G41</b>	1316
<b>Front 04</b>	235	<b>G21</b>	816	<b>G42</b>	1341
<b>G01</b>	316	<b>G22</b>	841	<b>G43</b>	1366
<b>G02</b>	341	<b>G23</b>	866	<b>G44</b>	1391
<b>G03</b>	366	<b>G24</b>	891	<b>G45</b>	1416
<b>G04</b>	391	<b>G25</b>	916	<b>G46</b>	1441
<b>G05</b>	416	<b>G26</b>	941	<b>G47</b>	1466
<b>G06</b>	441	<b>G27</b>	966	<b>G48</b>	1491
<b>G07</b>	466	<b>G28</b>	991	<b>G49</b>	1516
<b>G08</b>	491	<b>G29</b>	1016	<b>G50</b>	1541
<b>G09</b>	516	<b>G30</b>	1041	<b>G51</b>	1566
<b>G10</b>	Not available currently	<b>G31</b>	1066	<b>G52</b>	1591
<b>G11</b>	566	<b>G32</b>	1091	<b>G53</b>	1616
<b>G12</b>	591	<b>G33</b>	1116	<b>G54</b>	1641
<b>G13</b>	616	<b>G34</b>	1141	<b>G55</b>	1666
<b>G14</b>	641	<b>G35</b>	1166	<b>G56</b>	1691
<b>G15</b>	666	<b>G36</b>	1191	<b>G57</b>	1716
<b>G16</b>	691	<b>G37</b>	1216	<b>US Gallery 01</b>	1757.5
<b>G17</b>	716	<b>G38</b>	1241	<b>US Gallery 02</b>	1837.5

## Grand Theatre Other Stage Equipment

### i. Point Hoist :

- Fixed 4kN Variable speed point hoist  
Amount : 8 **(Not available currently)**  
Dimension : 200 cm×100 cm×80 cm  
Loads Capacity : **400** kg  
Travel Distance : **(From Stage floor)**+100 cm ~ +2500 cm  
Speed : 0.012 ~ 1.2 m/s  
Max acceleration : 0.6 m/s<sup>2</sup>
- Flexible 2.5kN Variable speed point hoist  
Amount : 4  
Dimension : 140 cm×100 cm×80 cm  
Loads Capacity : **250** kg  
Travel Distance : **(From Stage floor)**+100 cm ~ +2500 cm  
Speed : 0.012 ~ 1.2 m/s  
Max acceleration : 0.6 m/s<sup>2</sup>

### ii. GIS Variable speed chain hoist

Amount : 6  
Loads Capacity : **500** kg  
Speed : 0.02 ~ 0.3 m/min

## Blue Box Rigging System

### i. Fly Bar

- Main Stage  
Type : Motorized fixed speed fly bar  
Amount : 10  
Length : 1800 cm (With **100** cm extension bar on both sides)  
Ø Diameter : 4.83 cm  
Loads Capacity : **500** kg, **80** kg/m. Extension bar : **50** kg  
Travel Distance : (From stage floor) + 100 cm ~ +900 cm  
Speed : 0.3 m/s

- Side Bar

Type : Motorized fixed speed fly bar

Amount : 8, 4 on each side

Length : 580 cm ~ 600 cm (With 100 cm extension bar on both sides)

Ø Diameter : 4.83 cm

Loads Capacity : 400 kg, 80 kg/m. Extension bar : 50 kg

Travel Distance : (From stage floor) + 100 cm ~ +800 cm

Speed : 0.3 m/s

ii. **Hanging List**

Fly Bar to Movable Sound Insulating wall B :

No.	To sound insulating wall B (cm)	No.	To sound insulating wall B (cm)
B01	3198	B06	1491
B02	2968	B07	1038
B03	2860	B08	672
B04	2157	B09	473
B05	1867	B10	315

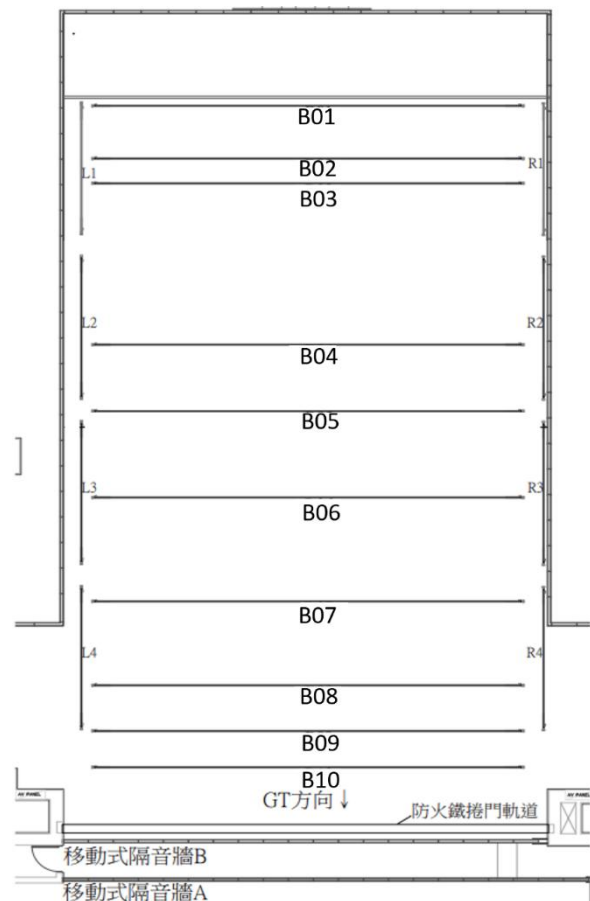


Figure showing the position of the fly bars and the movable sound insulating wall B



## Other Stage Equipment

### i. Flexible 2.5kN variable speed Point Hoists

Amount : 8

Dimension : 140 cm×100 cm×80 cm× 140 cm (H)

Loads Capacity : 250 kg

Travel Distance : (**From Stage floor**)+100 cm ~ +650 cm

Speed : 0.012 ~ 1.2 m/s

Max acceleration : 0.6 m/s<sup>2</sup>

### ii. CM Fixed speed chain hoists

**Not recordable, not movable during performance**

Amount : 20

Loads Capacity : 1000 kg

Speed : 4m /min

## List of Drapery :

No.	Item	Size(m)	Color/Material	Amount	Storage Location	Note
1	Leg	450 cm (W) x 1200 cm (H)	Black/Velour	8 pairs	Grand Theatre	
2	Leg	300 cm (W) x 850 cm (H)	Black/Velour	2 pairs	Blue Box	
3	Leg	300 cm (W) x 800 cm (H)	Black/Velour	3 pairs	Blue Box	
4	Border	2200 cm (W) x 400 cm (H)	Black/Velour	8	Grand Theatre	
5	Border	1800 cm (W) x 200 cm (H)	Black/Velour	2	Blue Box	
6	Back Drop	1100 cm (W) x 1200 cm (H)	Black/Velour	2	Grand Theatre	
7	Back Drop	1000 cm (W) x 850 cm ( H )	Black/Velour	2	Blue Box	

8	Gauze Curtain	2000 cm (W) x 1000 cm (H)	<b>Gerriets</b> Black 6 point sharktooth Falstaff	1	Grand Theatre	chargeable items
9	Gauze Curtain	2000 cm (W) x 1000 cm (H)	<b>Gerriets</b> White Vision Gauze PARSIFAL	1	Grand Theatre	Not available currently
10	Gauze Curtain	1700 cm (W) x 850 cm (H)	<b>Gerriets</b> Black 6 point sharktooth Falstaff	1	Blue Box	chargeable items
11	Gauze Curtain	1700 cm (W) x 850 cm (H)	<b>Gerriets</b> White Vision Gauze PARSIFAL	1	Blue Box	chargeable items
12	Rear Projection Screen	1800 cm (W) x 1100 cm (H)	<b>Gerriets GmbH</b> Black / PVC SHOW® 2.2 anthracite	1	Grand Theatre	chargeable items
13	Rear Projection Screen	2100 cm (W) x 1200 cm (H)	<b>Gerriets GmbH</b> Creamy White/ PVC Prospekt OPERA Creamy white	1	Grand Theatre	chargeable items
14	Rear Projection Screen	2100 cm (W) x 1200 cm (H)	<b>Gerriets GmbH</b> Light Grey / PVC Prospekt STUDIO 200 gn	1	Grand Theatre	chargeable items
15	Rear Projection Screen	1700 cm (W) x 850 cm (H)	<b>Gerriets GmbH</b> Black / PVC SHOW® 2.2 anthracite	1	Blue Box	chargeable items
16	Rear Projection Screen	1900 cm (W) x 900 cm (H)	<b>Gerriets GmbH</b> Creamy White/ PVC Prospekt OPERA Creamy white	1	Blue Box	chargeable items

**Other Stage Accessories**

No	Item	Size	GT	BB	Note
1	Aluminum A Frame Ladder	180cm	2	2	
2	Marley (Dance floor)	100cm (W) x 2000cm (H)	28	21	*Reversible *Choice of Black/White *With 4 trailers
3	Black board	120cm x 240cm	15	15	
4	Aluminum Bottom Pipe	1m	2	1	Silver / Light
		2m	2	1	
		3m	30	10	
5	Aluminum Bottom Pipe protect kit (male)		15	5	
6	Aluminum Bottom Pipe protect kit (female)		15	5	
7	Black Bottom Pipe	1m	10		3.2kg/piece
		3m	30	20	8.2 kg/piece
8	Pipe and Accessories:				
	Pipe	1m	20	20	
		2m	20	20	
	Joint Inner tube		35	35	
Screw sets (Lead screw & nut)		170sets	170sets		
9	Movable Platform Ladder	Platform 1.92m (H)	2		
10	Aluminum alloy Scaffold Tower:				
	Double Width 5 Rung Span Frame	134cm(W) x 207cm(H)	6	6	
	Double Width 2 Rung Span Frame	134cm(W) x 70.5cm(H)	2	2	
	Horizontal Brace	198	10	10	
	Diagonal Brace	218.5	12	12	
	6' Fixed Platform		5	5	
	40cm leveling feet and 8" Wheels		4 sets	4 sets	Wheel Height 32 cm Adjustable height 33 cm
	Outrigger		4	4	
Staircase		3	3		

8	22m Track and Accessories		1 set	1 set	
	Channel	1m	2	2	
		2m	4	4	
		3m	4	4	
	Hand Live	60m		1	
		70m	1		
	Single Carrier		60	60	
	Master Carrier		2	2	
	Dead End Pulley		2	2	
	Live End Pulley		1	1	
	End Stop		4	4	
	Adjustable Floor Pulley		1	1	
	Joint		16	16	
	Spileing Clamp set (Spileing Clamp*2 Pipe Clamp *2 Clinch bolt set*3)		8	8	
Center Pipe Supports set (Pipe Clamp*2 Hanging Clamp*2 Clinch bolt set*3)		22	22		

# 3. Lighting Specifications

## a. Lighting Systems

### The Grand Theatre


1. Network system
  - Signal transmission method: transfer to DMX system by sACN communication protocol
  - In-wall wiring specification CAT.6 type
  - Domain CLASS B type, can use domain segment 10.0.10.51~100
  - Can provide mobile NET→DMX signal converter
  
2. Dimmer and Voltage specification
  - Brand/Type : Strand Lighting / EC21
  - Voltage: 380V/220V
  - 3kw SCR dimming module Max Loading Amp of a single loop: 16A
  - 3kw relay module Max Loading Amp of a single loop: 16A
  - 5kw SCR dimming module Max Loading Amp of a single loop: 25A
  - Signal types that can be received by the signal input terminal: SHOWNET/DMX512
  
3. Additional Power Supply
  - Location: Down stage left Proscenium wall
  - Total current load: 400A
  - Voltage 3 $\phi$  4 wires +G 380V/220V
  - 63A CEE Connector:  
3  $\phi$  4+G Total Load 75A X2
  - US standard quick connector:  
(CamLock Connector)  
3  $\phi$  4+G total load 400A





## The Blue Box

- Network system
  - NETWROK signal transmission by sACN communication protocol. Domain CLASS B type 255.255.0.0
  - In-wall wiring specification CAT.6 type
  - Use domain segment **10.0.20.51~100**
  - Provide mobile NET→DMX signal converter
- Dimmer and Voltage specification
  - Brand/Type: Strand Lighting /EC21
  - Voltage: 380V/220V
  - 3kw SCR dimming module: Max. Loading of a single loop: 16A
  - 3kw relay module: Max. Loading of a single loop: 16A
  - 5kw SCR dimming module: Max. Loading of a single loop: 25A
  - Signal types that can be received by the signal input terminal: SHOWNET/DMX512
- Additional Power Supply
  - Location: 3F below the stage
  - Mark A: US standard quick connector (CamLock Connector) 3 $\phi$  4 wires+G 380V/220V. Independent load 200A
  - Mark B/C: [CEE 63A](#) 5-pin (3P+N+G). Female: 3  $\phi$  4+G. Independent Load 75A
  - Mark A+B+C: Max. load is 225A at the same time



## b. Lighting Equipment List

### 1. Equipment List

NO	Item & Type	GT	BB	Note
1	Lighting console grandMA 2 full-size	1		
2	Lighting console grandMA 3 full-size	1		
3	Lighting console grandMA 2 light		1	
4	Lighting console grandMA 3 light		1	
5	Lighting console ETC XE	2		chargeable items *Subject to availability
6	Backup / Playback controller grand-MA 2 Replay Unit	1	1	
7	3KW 6 Circuits Spring Cable Reels Conductix Wampfler SR40.3PA.13GB090+2(2UC)	24	20	*Operate under staff assistance for safety precaution
8	5KW 4 Circuits Spring Cable Reels Conductix Wampfler SR60.3PA.9GD090+2(2UC)	4		* Speed limit 20cm/sec * No movement during performance
9	LED Profile <a href="#">ETC Source Four LED Series 3 10°</a>	32		Choice of 5° Lens (8 pieces)
10	LED Profile <a href="#">ETC Source Four LED Series 3 14°</a>	10		
11	LED Profile <a href="#">ETC Source Four LED Series 3 26°</a>	24		
12	Ellipsoidal reflector spotlight 5° ETC Source Four 5°	6		
13	Ellipsoidal reflector spotlight 10° ETC Source Four 10°	32		
14	Ellipsoidal reflector spotlight 14° Selecon SPX 14°	14		
15	Ellipsoidal reflector spotlight 19° Selecon SPX 19°	46	44	

16	Ellipsoidal reflector spotlight 26° Selecon SPX 26°	96	68	
17	Ellipsoidal reflector spotlight 36° Selecon SPX 36°	80	68	
18	Ellipsoidal reflector spotlight 50° Selecon SPX 50°		10	
19	parabolic aluminized reflector light PAR64 KUPO PAR-64LB-UL	VN *12	VN *10	lamp change is not available
		N *12	N *10	
		M*12	M*10	
		W *12	W *10	
20	ROBE T11 Profile 5°~50°	162	126	Gobo size: 26.8mm Image size: 23.5mm Thickness:1.1mm Maximum Thickness: 4.0mm High-temperature resistance Glass gobo only
21	LED Pixel Wash <a href="#">ROBE Spider</a>	14	12	
22	LED PAR <a href="#">Clay Paky Mini-B ParLED Aqua</a>	48	40	
23	LED CYC <a href="#">Chauvet Ovation CYC 1 FC</a>	24	22	
24	Fresnel 1 kw Selecon Rama 150		40	Barndoor*20
25	Fresnel 2 kw Selecon Arena Theatre Fresnel 2 kw	36	24	Barndoor*20
26	Fresnel 5 kw ARRI ST5 Fresnel 5kw	12		*Subject to availability The equipments are shared among 3 venues
27	Asymmetrical reflector 4-Way square Cyc (1 kw X 4) Selecon Aurora 4-way square	20	14	
28	Asymmetrical reflector 4-Way batten Groundrow (1 kw X 4) Selecon Aurora 10AUGRD4	10	8	

29	Followspot <a href="#">ARTHUR-1014 800W LED</a>	3		
30	Followspot (Higher than 1kw) Lycian M2 Medium Lens 1200W		2	
31	Fog Machine <a href="#">Fazer Antari F-4</a> (With DMX Fan)	2	2	chargeable items
32	Hazer <a href="#">Antari HZ-1000</a> (With DMX Fan)	2	2	chargeable items
33	Hazer <a href="#">Antari HZ-500</a> (With DMX Fan)	4		chargeable items *Subject to availability

## 2.Side light Tower

Type : Truss ( stackable )


Dimension : (L)60cm × (W) 50cm × (H)230cm

Base Dimension : (L)70cm × (W)60cm

Base weight : 100kg

Amount : 12

- ROBE T11 Profile 5°~50°  
Heighg from floor : 218cm  
(include wheel ≅ 12cm)
- ROBE T11 Profile 5°~50°  
Heighg from floor : 161cm  
(include wheel ≅ 12cm)
- ROBE T11 Profile 5°~50°  
Heighg from floor : 106cm  
(include wheel ≅ 12cm)
- ROBE T11 Profile 5°~50°  
Heighg from floor : 51cm  
(include wheel ≅ 12cm)



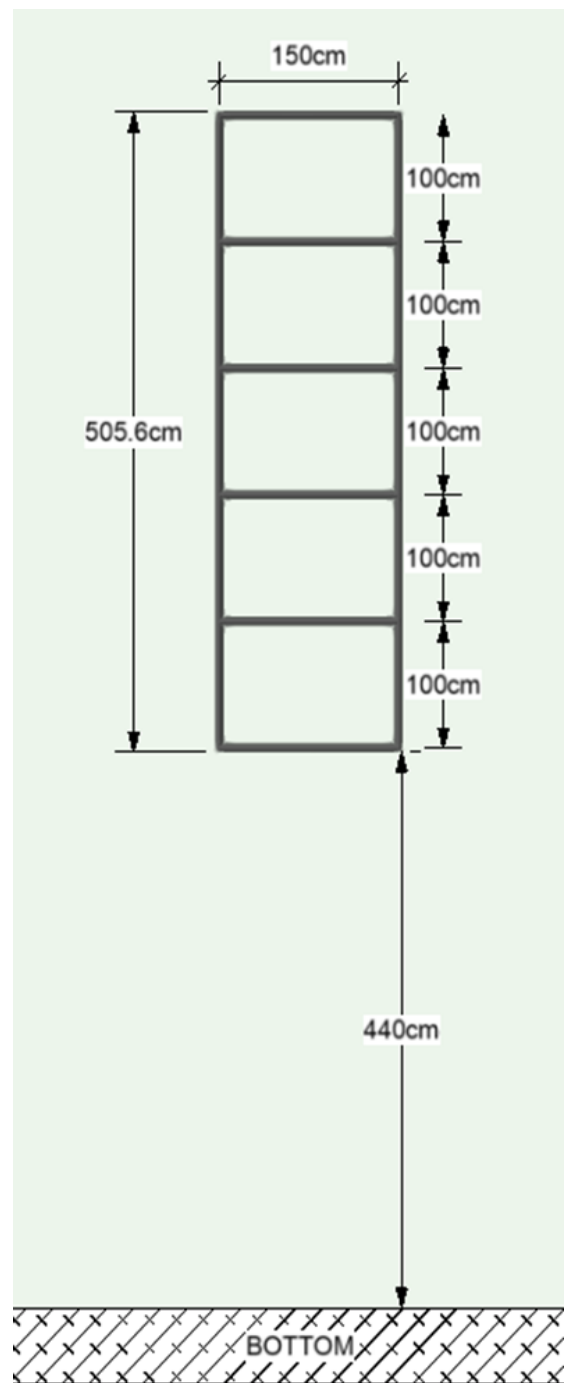
Specified clamp is required for additional lamp:  
KUPO 2" SLIM HANDCUFF COUPLER (T Knob)  
Type: KCP-828B-T  
We provide 12 in this venue



### 3.Ladder

Total 10 Tracked side light ladder, located at both sides wings. 5 mounts on each side.  
Moveable along the up and down stage, Please refer to Standard Light Plan

The total weight of each block: 500 kg  
Each crossbar weight limit: 100 kg





#### 4. Push-around mast lift

Brand/Type : SNORKEL UL40

Max. platform height : 1219 cm

Max. platform Loads Capacity : 136 kg

Lift weight (with battery) : 492kg

Amount: GT\*2, BB\*2

Note : One person only

**Please read and sign the safety instruction  
before using the lift**



### c. Lighting Cable and Accessories

Theatre	Item	Type	Amount	Storage location
Grand Thatre	GrandMA3 Node	2 Port	6	Cage trailer
			1	Grid
	DP-81II DMX Splitter	8 Port	6	Cage trailer
	Chauvet RDMX Splitter 8	2 in Port 8 out Port	3	Cage trailer
	Movable Channel box	3kw / 6 Circuits	20	Side stage
	Multi-core cable 3kw (With DMX Signal)	2m	20	Grid
		10m	14	Grid
		25m	14	Grid
	Multi-core cable 5kw (Harting with DMX Signal)	2m	6	Grid
		10m	6	Grid
		25m	6	Grid
	CEE 16A Ex-Cable	1m	60	Cable trailer
		3m	30	Cable trailer
		5m	53	Cable trailer
		10m	54	Cable trailer
		15m	32	Cable trailer
20m		18	Cable trailer	

Grand Theatre	CEE 32A Ex-Cable	10m	10	Cable trailer
		20m	18 (9/9)	L/R Gallery
	19PIN (male)→ 6 circuits CEE16A (female)	1m	54	Cable trailer
	19PIN (female)→ 6 circuits CEE16A (male)	1m	10	Grid
			9	Cable trailer
	CEE 16A Y-cord	1m	50	Cable trailer
	Multi-core cable ( 19 PIN/2.5mm <sup>2</sup> )	5m	20	Cable trailer
		10m	20	Cage trailer
			10	6F Gallery
		20m	20	Cage trailer
			10	6F Gallery
		DMX512 5PIN cable	1m	50
	3m		70	Cage trailer
	5m		20	Cage trailer
	10m		20	Cage trailer
	20m		10	Cage trailer
	30m		10	Cage trailer
	10m		10	Grid
	15m		10	Grid
	Chauvet Ovation CYC 1 FC	CEE 16A power cord	10	Cage trailer
Power linking		30	Cage trailer	
<b>Colour Frame &amp; Fixture Accessories</b>				
Grand Theatre	Selecon SPX Colour Frame 5.5"	15.8*15.8cm	200	Lighting cabinet
	Selecon SPX IRIS		40	Lighting cabinet
	Selecon SPX GOBO Holder	B SIZE	60	Lighting cabinet
	ETC SourceFour IRIS		12	Lighting cabinet
	ROBE T11 Colour Frame 7.2"	20.8cm	120	Lighting cabinet
	ETC Gobo Holder	A SIZE	40	Lighting cabinet
	ETC LED Series 3 Lustr X8 10° Colour Frame 12"	35.5*35.5cm	32	Lighting cabinet
	ETC SourceFour 5° Colour Frame 12"	35.5*35.5cm	24	Lighting cabinet

Grand Theatre	ETC SourceFour 10° Colour Frame 10"	30.5*30.5cm	70	Lighting cabinet
	Selecon Arena Fresnel 2 kw Colour Frame 8"	24.5*24.5cm	60	Lighting cabinet
	ARRI ST5 FRESNEL 5KW Colour Frame	Ø40.5cm (circle)	12	Stroage Room
	PAR-64 Colour Frame 8"	25.5*25.5cm	48	Lighting cabinet
	Cyc Selecon Aurora 4-way square	30.5*31cm	120	Lighting cabinet
	Top Hat	Full Top Hat	40	Cage trailer
Other Accessories				
Grand Theatre	BOOM BASE		6	Side Stage
	BOOM	180 cm	6	Side Stage
	Backlite Base Stand (with adapter)	(H)13cm	30	

Theatre	Item	Type	Amount	Storage location
Blue Box	Spring Cable Reels	3kw/6 Circuits	20	Grid
	Channel box	3kw/6 Circuits	20	Cable trailer
	GrandMA3 Node	2 Port	2	Cage trailer
			1	Grid
	DP-81II DMX Splitter	1 in Port 8 out Port	2	Cage trailer
	Chauvet RDMX Splitter 8	2 in Port 8 out Port	3	Cage trailer
	Multi cable 3kw (with DMX Signal)	2m	22	Cable trailer
			22	Grid
		10m	14	Grid
		25m	14	Grid
	CEE 16A Ex-Cable	1m	40	Cable trailer
			30	Cable trailer
			56	Cable trailer
			56	Cable trailer
36			Cable trailer	
18			Cable trailer	

Blue Box	CEE 32A Ex-Cable	5m	20	Cable trailer
		10m	20	Cable trailer
		15m	20	Cable trailer
		20m	16	Cable trailer
	19PIN (male)→ 6 circuts CEE16A (female)	1m	66	Cable trailer
	19PIN (female)→ 6 circuts CEE16A (male)	1m	10	Cable trailer
	CEE 16A Y-cord	1m	70	Cable trailer
	Multi-core cable ( 19 PIN/2.5mm <sup>2</sup> )	5m	20	Cable trailer
			10	Grid
		10m	10	Cable trailer
			20	Gallery
		20m	20	Gallery
	DMX 5PIN cable	1m	40	Cable trailer
		3m	40	Cable trailer
		5m	20	Cable trailer
		10m	20	Cable trailer
		20m	10	Cable trailer
		30m	10	Cable trailer
		10m	10	Grid
		15m	10	Grid
	Chauvet Ovation CYC 1 FC power cable	16A CEE Power cord	10	Cage trailer
	Chauvet Ovation CYC 1 FC power linking cable	Power Kom 2m	22	Cage trailer
	ROBE Spiider power cable	16A CEE Power cord	12	Cage trailer
	Clay Paky Mini-B ParLED Aqua power cable	16A CEE Power cord	40	Flight case
	Clay Paky Mini-B ParLED Aqua power linking cable	Power Kom 1m	40	Flight case

Colour Frame & Fixture Accessories				
Blue Box	Selecon SPX Colour Frame 5.5"	15.8*15.8cm	200	Lighting cabinet
	Selecon SPX IRIS		40	Lighting cabinet
	Selecon SPX GOBO HOLDER	B SIZE	29	Lighting cabinet
	Selecon Fresnel 1KW Colour Frame 6"		40	Lighting cabinet
	Selecon Fresnel 2 kw Colour Frame 8"	24.5*24.5cm	24	Lighting cabinet
	ARRI ST5 Fresnel 5 kw Colour Frame	Ø : 40.5cm (Circle)	12	Storage room
	ROBE T11 Colour Frame 7.2"	Ø : 20.8cm (Circle)	80	Lighting cabinet
	PAR-64 Colour Frame 8"	25.5*25.5cm	36	Lighting cabinet
	Cyc Selecon Aurora Colour Frame	30.5*31cm	88	Lighting cabinet
	Top Hat	Full Top Hat	30	Cage trailer
Other Accessories				
Blue Box	BOOM BASE	(W)50*(L)80 cm	12	Side stage right
	BOOM	~180 cm	12	
		~240 cm	16	
		~300 cm	16	
		~360 cm	12	
	Backlite Base Stand (with adapter)	(H)13cm	20	
	Triangular Truss	30 x 30 x 300 cm	18	Under Auditorium

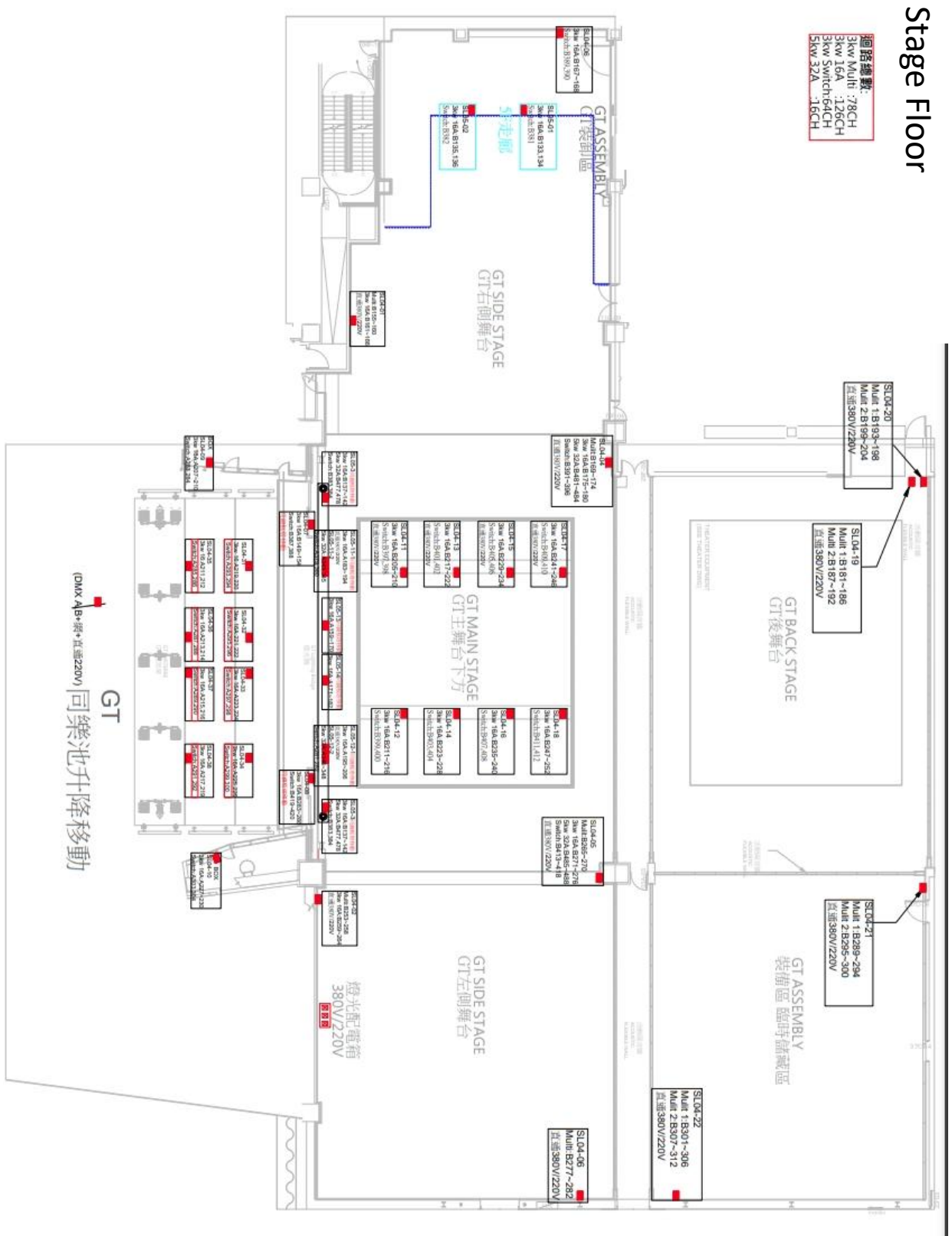
\*Backlite Base Stand





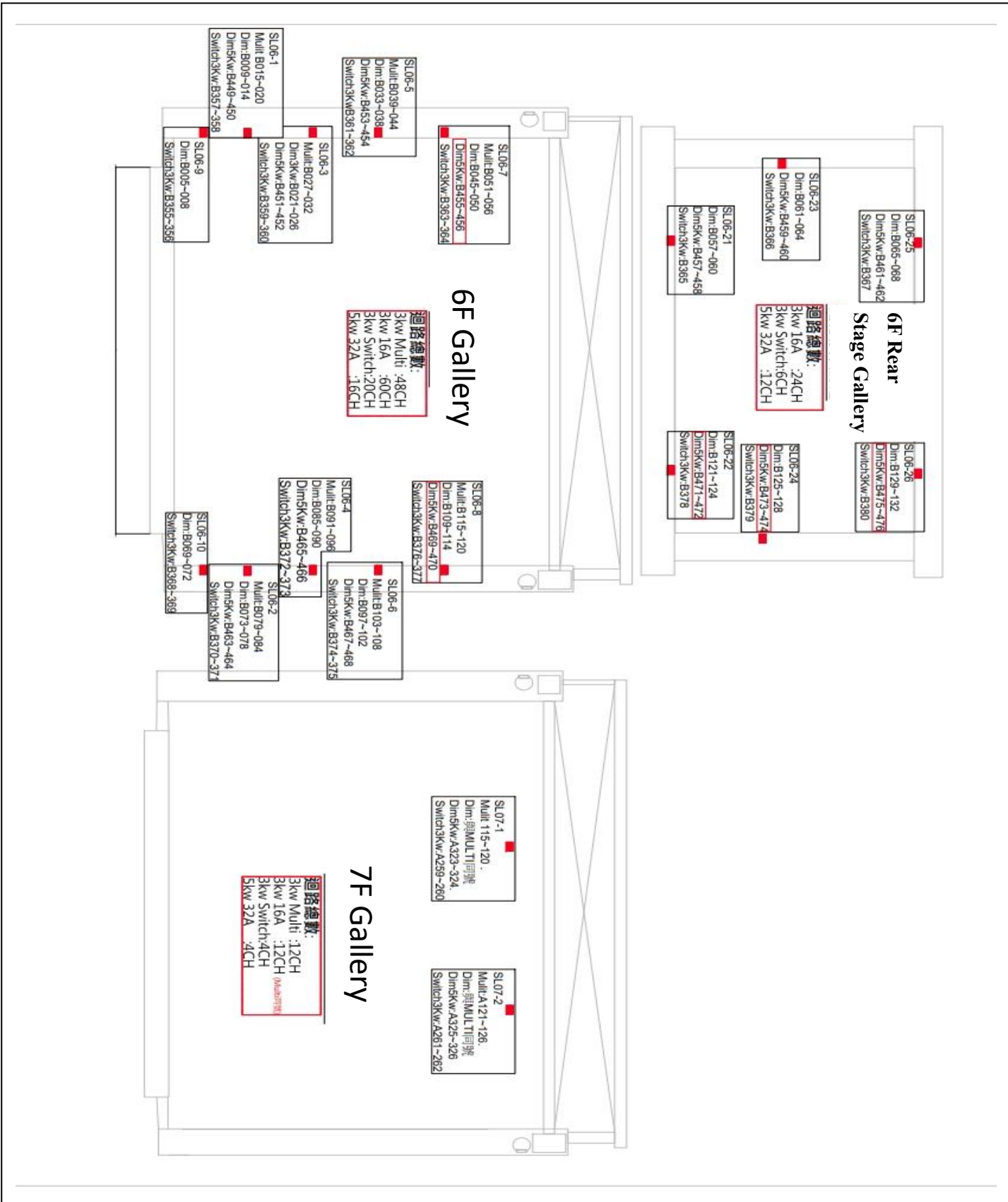
## d. Dimmer circuits layout chart

### 1. Stage Floor circuits layout chart (\*red frame represent total circuits)

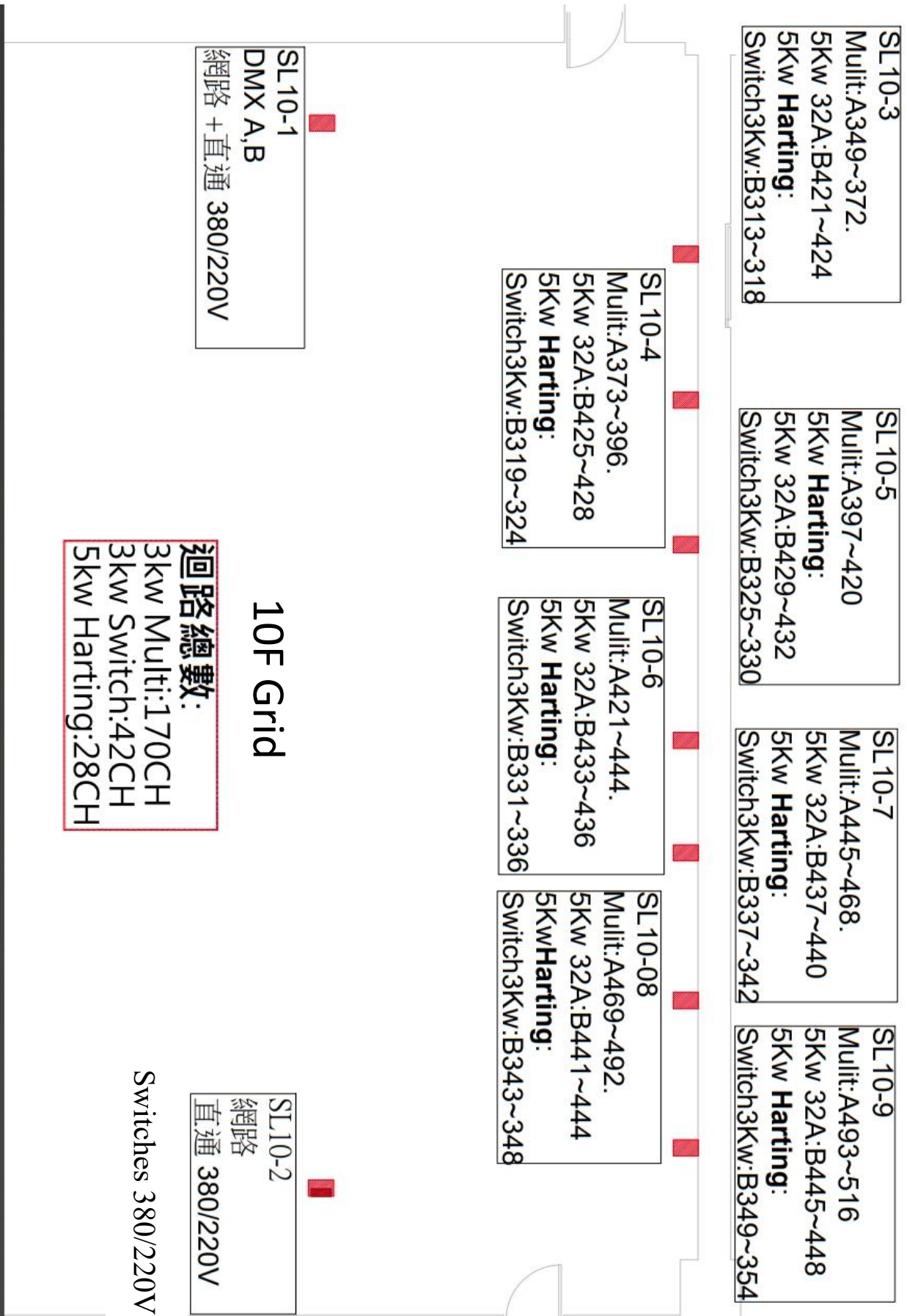




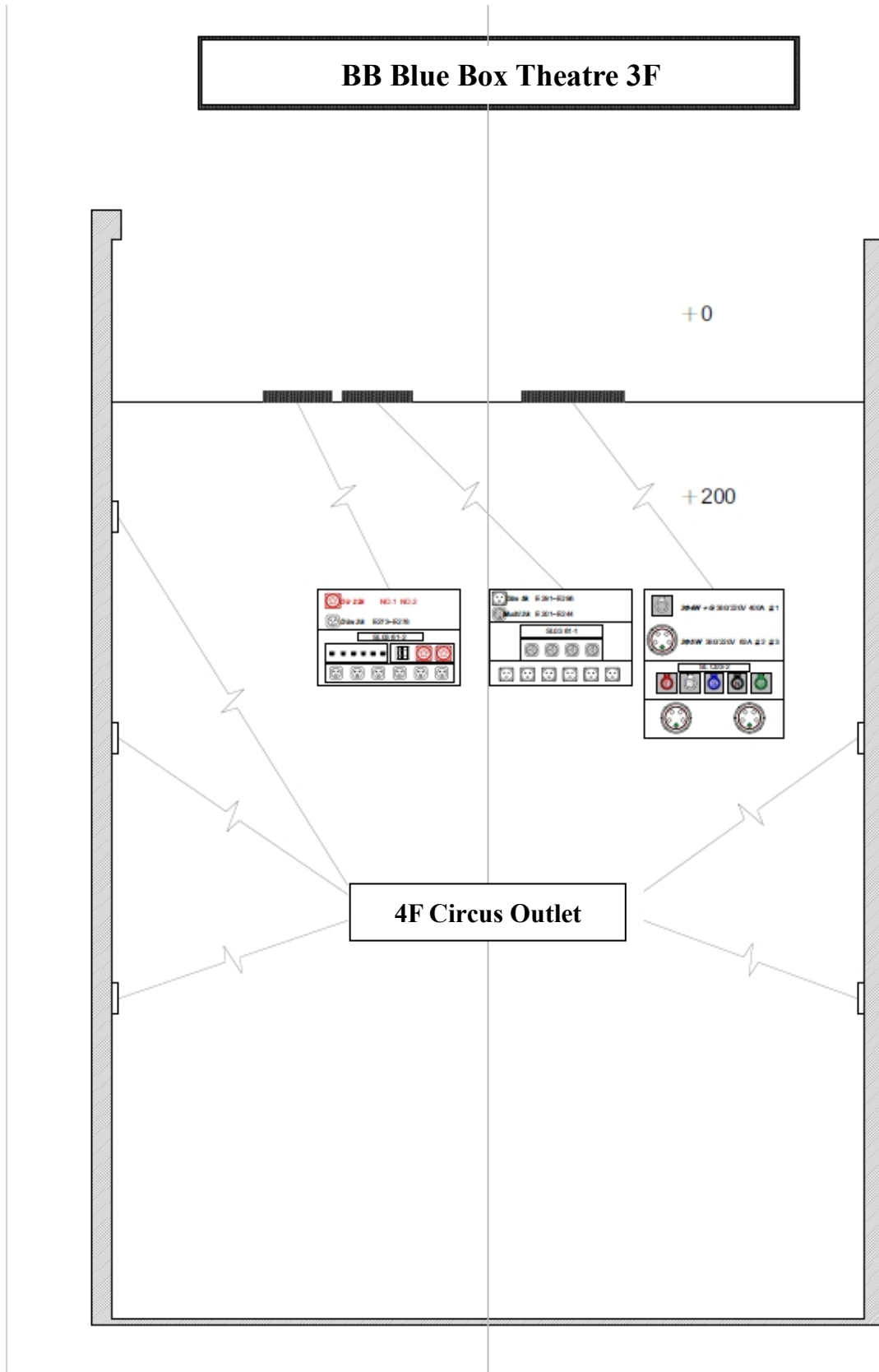
### 3. 6F&7F layout chart



4. 10F circuits layout chart

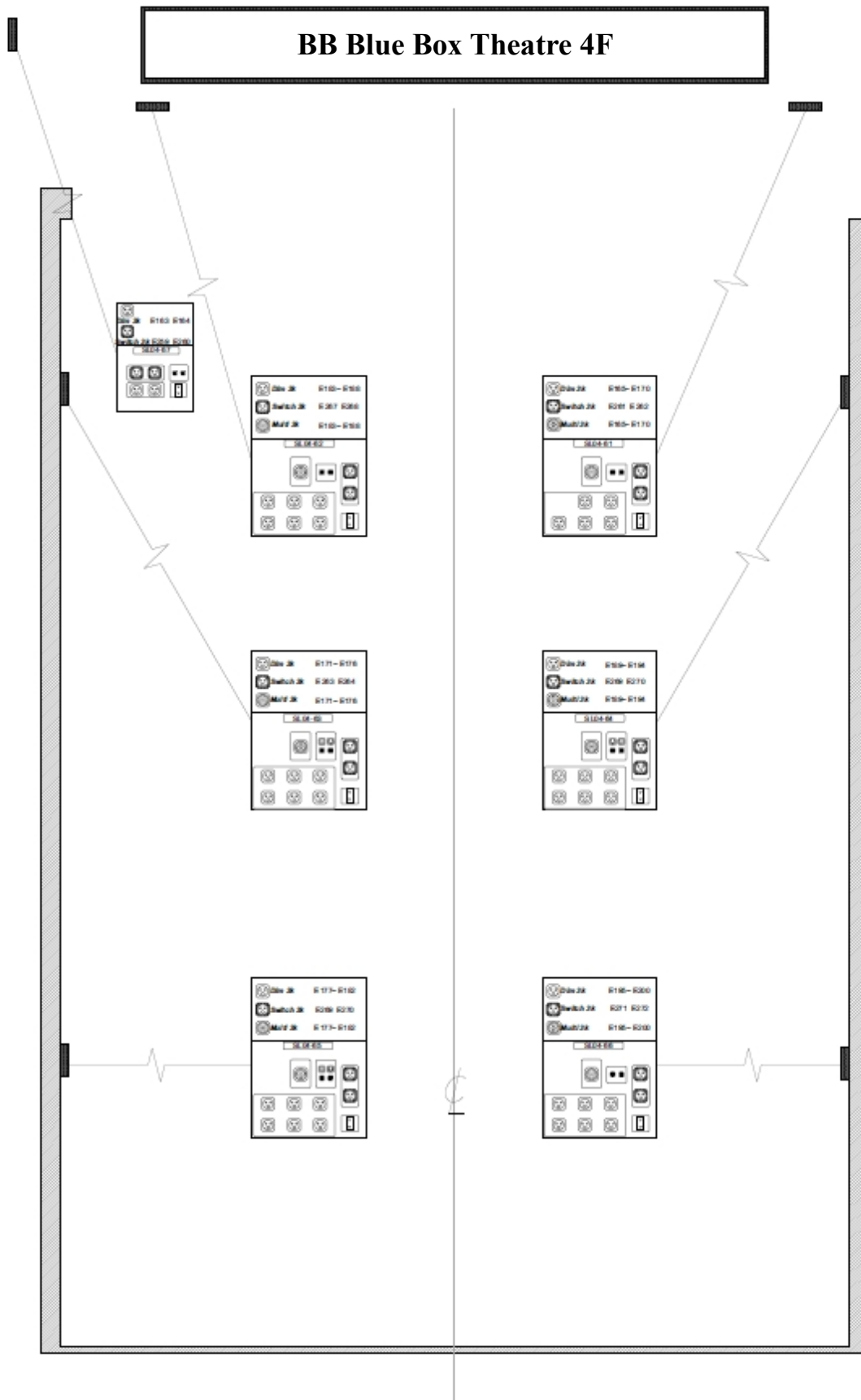


5. BB 3F Under Stage circuits layout chart

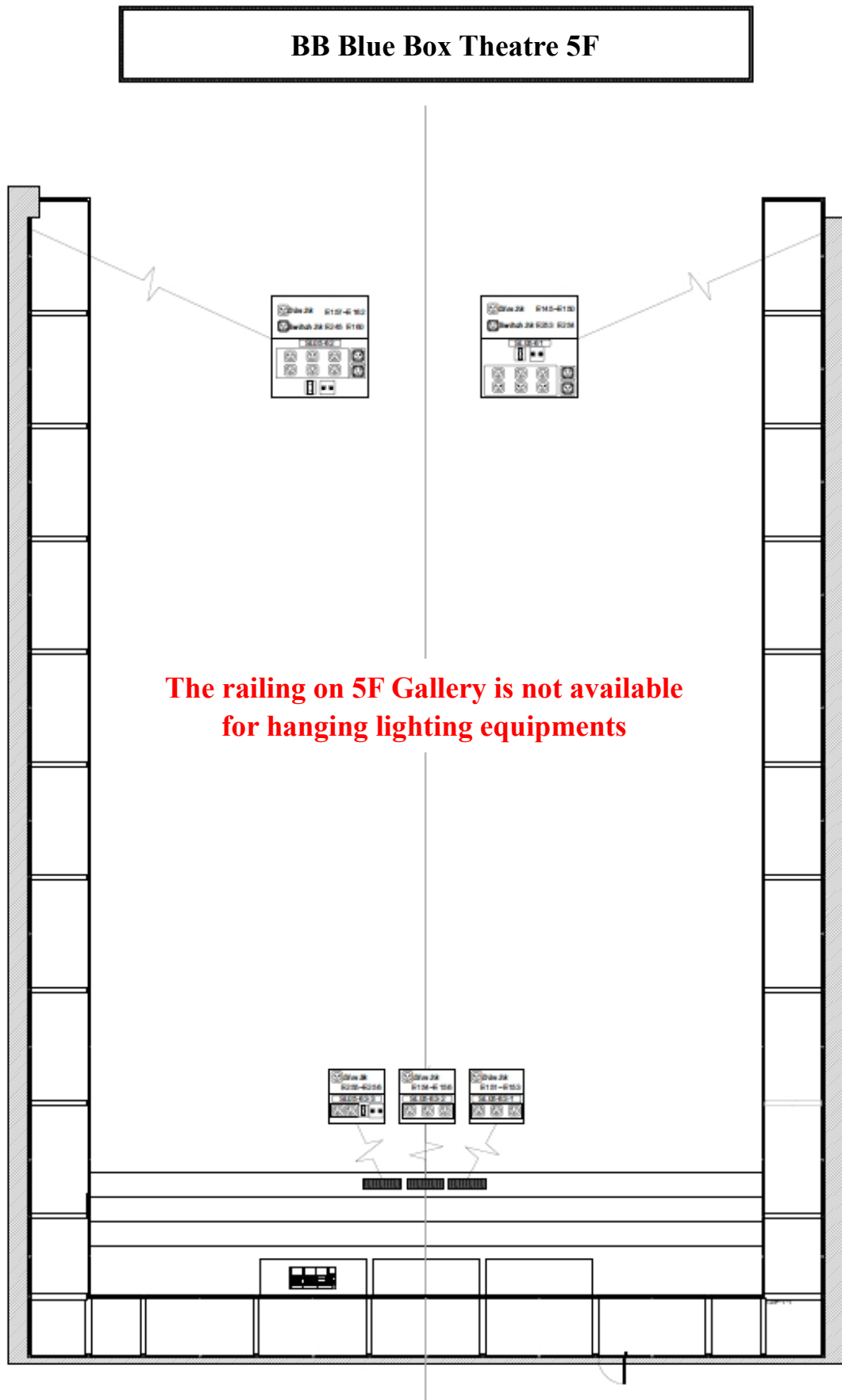




### 6. BB 4F Stage Floor circuits layout chart

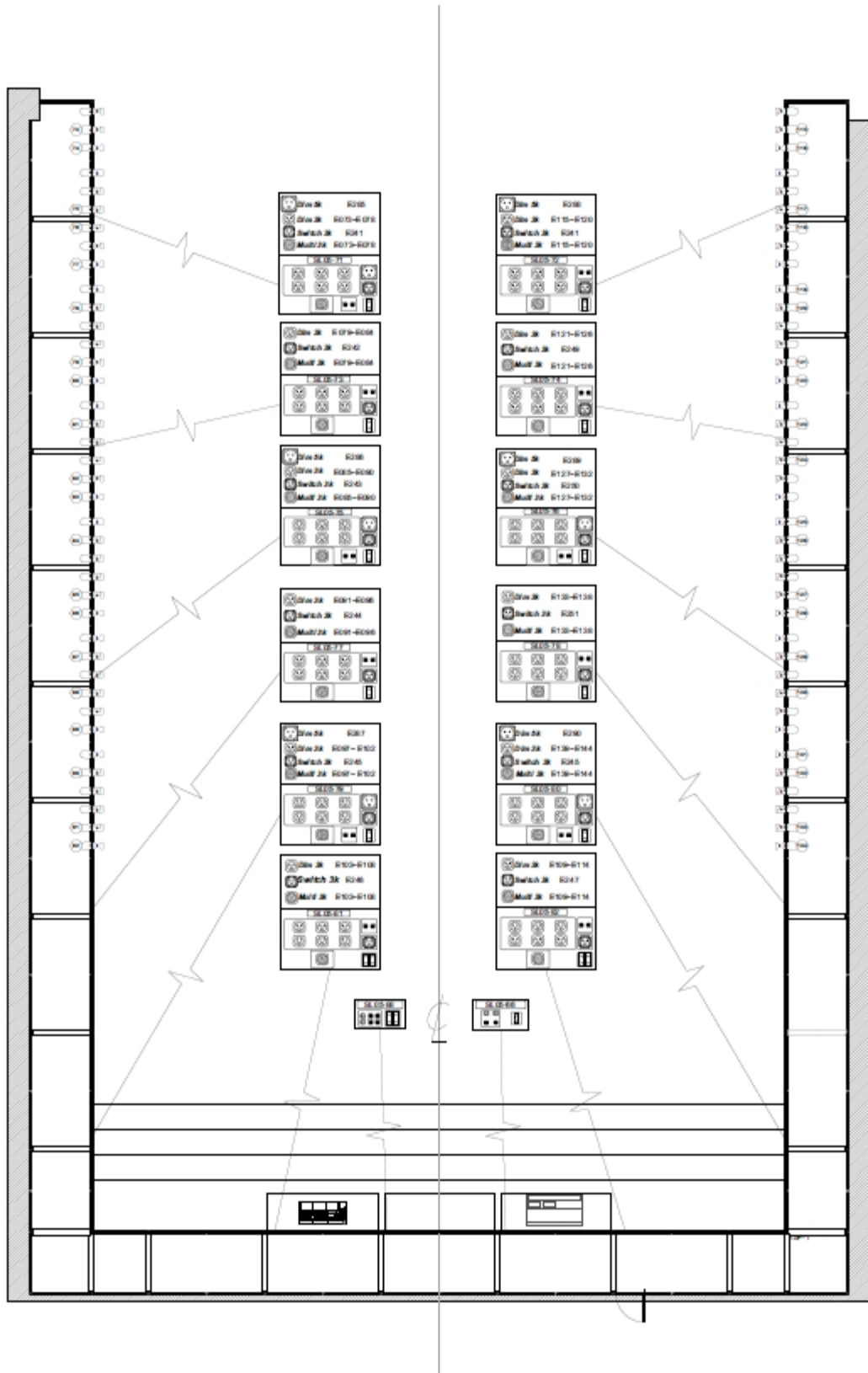


### 7. 5F Gallery circuits layout chart

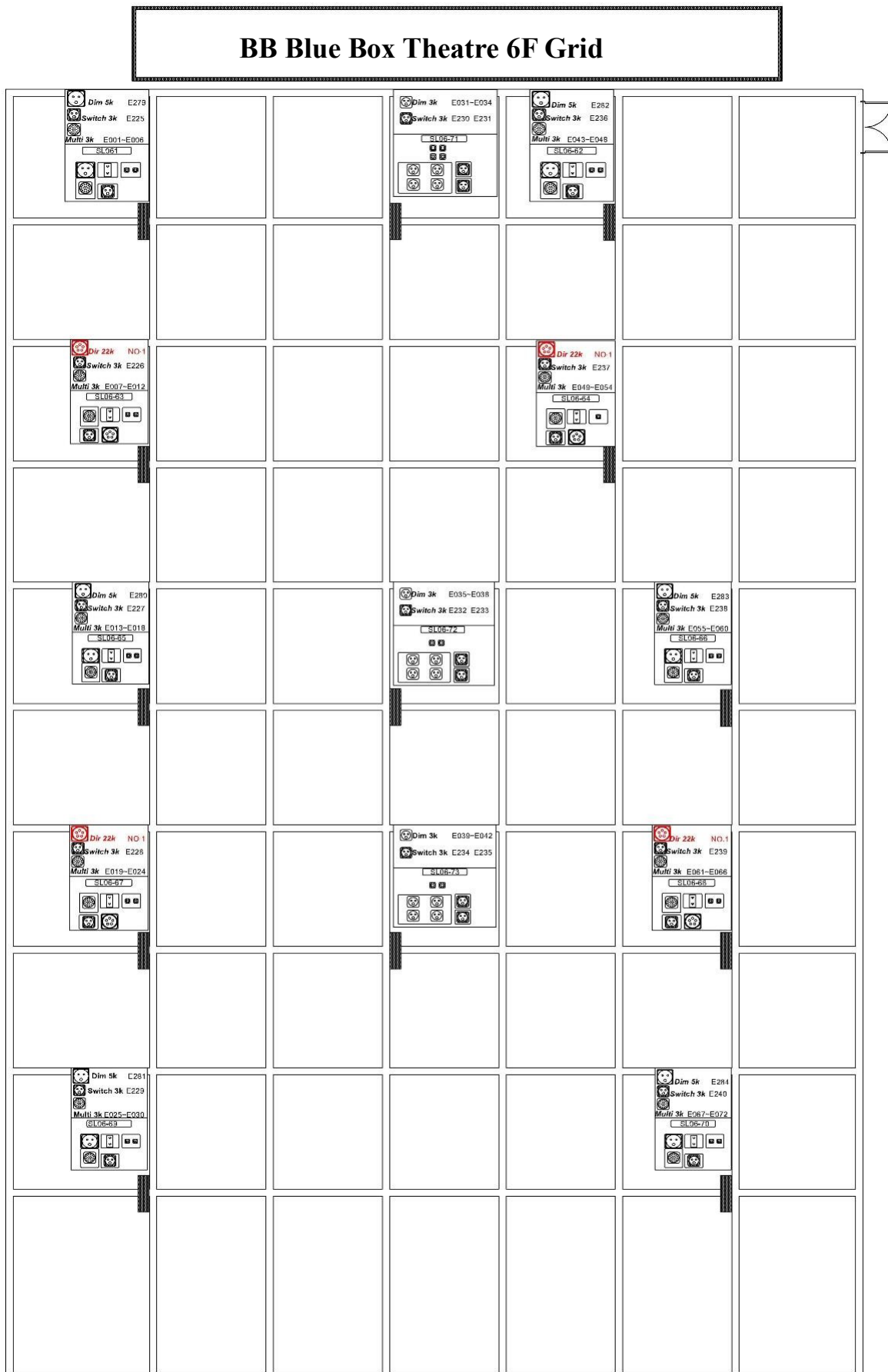


### 8. 5MF Gallery circuits layout chart/ Lighting Circuits Dispose Chart

## BB Blue Box Theatre 5F Gallery



### 9. 6F Grid circuits layout chart



## e. House Light

### 1. The Grand Theatre

MK2 NODE--IP: 10.0.10.14

Universe : 20 sACN

#### Auditorium

Ceiling Lamp : ACME/Stage Blinder IP

4F Orchestra Pit : DIM 20.101~124

4F Auditorium : DIM 20.201~228

5F Fore Auditorium : DIM 20.301~332

5F Back Auditorium : DIM 20.401~432

Recessed Downlight

DIM : 9 ( Row 24 ~ 26 )

DIM : 10 ( Row 22 ~ 23 )

Wall Washer

Up Stage Right DIM : 15      Down Stage Right DIM : 29 ( Near the SR-Box )

Up Stage Left DIM : 16      Down Stage Left DIM : 30 ( Near the SL-Box )

SL VIP Balcony

DIM : 21 ( Recessed DownLight )

DIM : 28 ( Wall Washer )

SR Think Tank

DIM : 22 ( Recessed DownLight ) / 27 VIP Box

Stair Light

DIM : 7 ( ALL )

Rear Stage Area

DIM : 22-24 ( Default OFF )

Side Stage Work Light

SR : B133~136

SL : B277~282

## 2. The Blue Box

MK2--IP:10.0.20.204

Universe:10 sACN

### 1. 4F Recessed Downlight

**Auditorium Right / odd number      DIM : 3**

**Auditorium Left / even number      DIM : 6**

**Back of the Auditorium / middle      DIM : 7**

**Auditorium Left PAR                  DIM : 11**

**Auditorium Right PAR                 DIM : 12**

### 2. 4F Floor Strip

**DIM : 8**

### 3. 5F Floor Strip

**DIM : 4 ( Stage Left / odd number )**

**DIM : 5 ( Stage Right / even number )**

### 4. 5F Auditorium Staircase

**DIM : 1**

### 5. Blue House Light (Not dimmerable)

**Grid DIM: 13 ~ 21**

**Rear Stage Under Gallery DIM: 22 ~ 24 (Default OFF, please inform TPAC**

**Tech. if needed)**

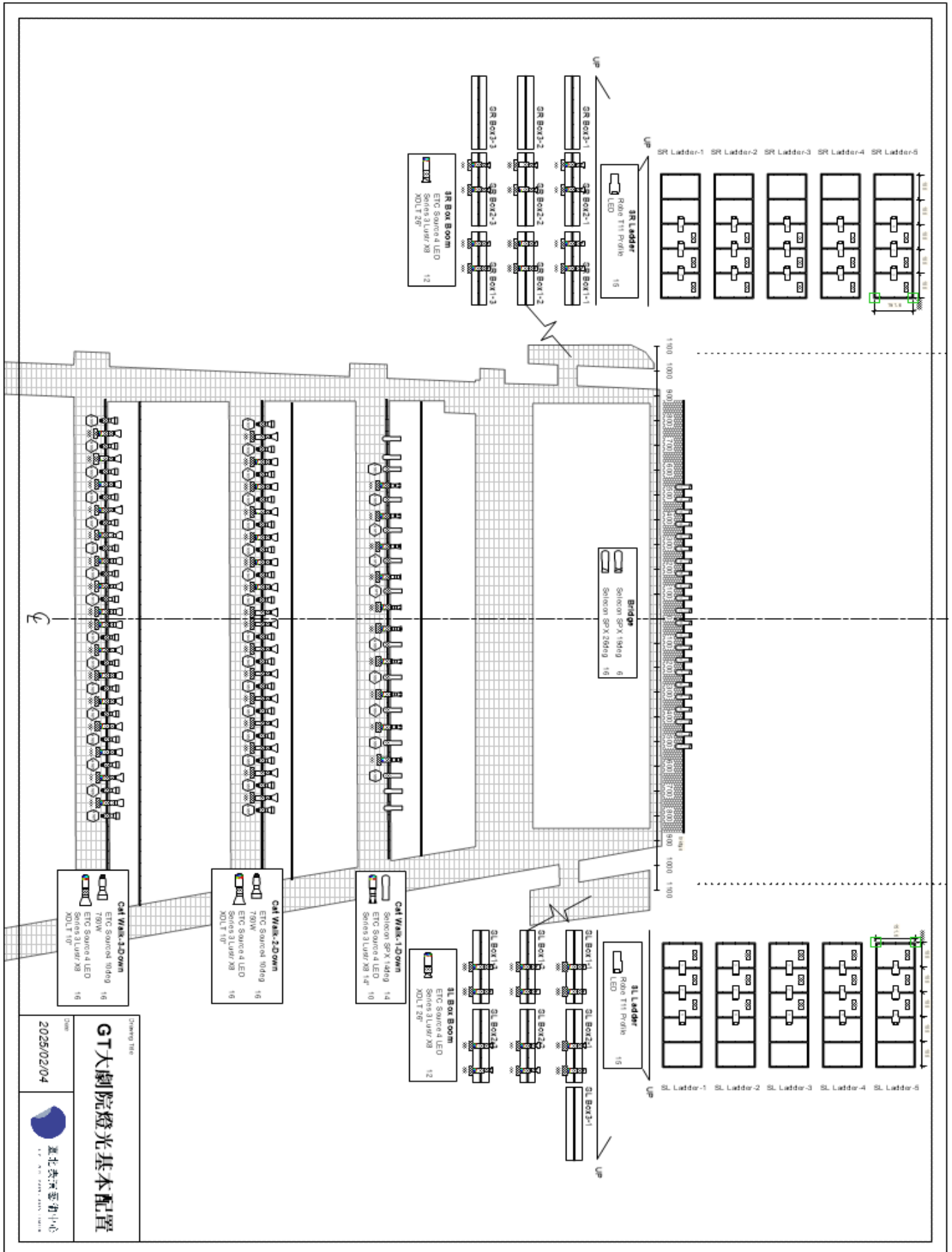
### 6. Auditorium House Light (ACME / Stage Blinder IP / 2ch / 12pcs)

**DIM : 202 ~ 204**

### 7. Stage Work Light (ACME / Stage Blinder IP / 2ch / 12pcs)

**DIM : 101 ~ 124**

# f. Grand Theatre Standard Light Plan





## 4. Audio Specification

### a. Audio Control Equipment

Audio Control Room				
NO	Item	Type	Amount	Note
1	Digital Audio Mixer	MIDAS HD-96	1	Main system
2	I/O System	MIDAS DL-153	1	Main system
3	Digital Audio Mixer	MIDAS HD-96	1	Backup system
4	I/O System	MIDAS DL-153	1	Backup system
5	Solid State Recorder	Tascam SS-R250N	2	
6	Nearfield Monitor Speaker	Dynaudio BM12-A	2	
7	CD/USB Player	NUMARK MP103USB	1	
8	Microphone Splitter	Behringer MS-8000	2	

## b. Loudspeaker System

<b>Loudspeaker System</b>				
NO	Item	Type	Amount	Note
1	FOH-L	K&F Sequenza 10N	12	Horizontal 77° (W x H x D)795 x 303 x 491 mm Weight : 34 kg
2	FOH-Center	K&F Sequenza 10N + 10W	9	Horizontal 77° (W x H x D)795 x 303 x 491 mm Weight : 34 kg
3	FOH-R	K&F Sequenza 10N	12	Horizontal 77° (W x H x D)795 x 303 x 491 mm Weight : 34 kg
4	SUB-L	K&F Sequenza 10B	4	2*15" omni (W x H x D)807 x 470 x 991 mm Weight : 62 kg
5	SUB-R	K&F Sequenza 10B	4	2*15" omni (W x H x D)807 x 470 x 991 mm Weight : 62 kg
6	STALL-L	K&F CA-1215-9	2	90° x 50° (W x H x D)434 x 680 x 412 mm Weight : 36.4 kg
7	STALL-R	K&F CA-1215-9	2	90° x 50° (W x H x D)434 x 680 x 412 mm Weight : 36.4 kg
8	5F Balcony Delay	K&F CA-106	8	90° x 60° (W x H x D) 195 x 365 x 206.5 mm Weight 6.7 kg
9	7F Delay	K&F Gravis 12N	8	65° x 50° (W x H x D)350 x 596 x 318 mm

## c. Stage Monitor System

Stage Monitor System				
NO	Item	Type	Amount	Note
1	SR Ladder (Flexible)	K&F Gravis 12N	3	65° x 50° (W x H x D) 350 x 596 x 318 mm Weight: 17.8 kg
2	SL Ladder (Flexible)	K&F Gravis 12N	3	65° x 50° (W x H x D) 350 x 596 x 318 mm Weight: 17.8 kg
3	Stage Monitor (Flexible)	K&F CA-1215-9	8	65° x 50° (W x H x D) 350 x 596 x 318 mm Weight: 17.8 kg <b>chargeable items</b>
4	Power Amplifier	UNIKA PWM-10000Q 4ch	1	<b>chargeable items</b>

## d. Microphone

Microphone				
NO	Item	Type	Amount	Note
1	Wireless Microphone Receiver	MIPRO ACT-747	1	Permanent configuration
2	Wireless Handheld Microphone	MIPRO ACT-7H	3	Not for performance
3	Microphone	SHURE SM-58	6	<b>chargeable items</b>
4	Boundary Microphone	SHURE MX392/C	8	<b>chargeable items</b>
5	Condenser Microphone	DPA-4011A	8	<b>chargeable items</b>

## e. Intercom &amp; backstage communication system

<b>Intercom &amp; backstage communication system</b>				
NO	Item	Type	Amount	Note
1	Beltpack	Clear-Com HBP-2X	26	Please do not put tapes on the intercom to avoid causing damage
2	(Single-ear) headsets	Clear-Com CC-300	26	
3	Wireless Beltpack (With headsets)	Clear-Com FS II-BP19-X4-EU + CC-300	12	

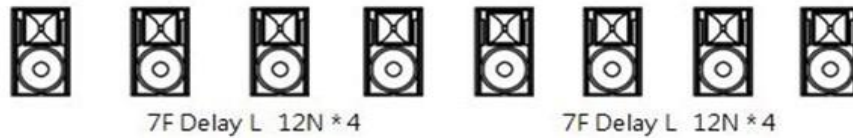

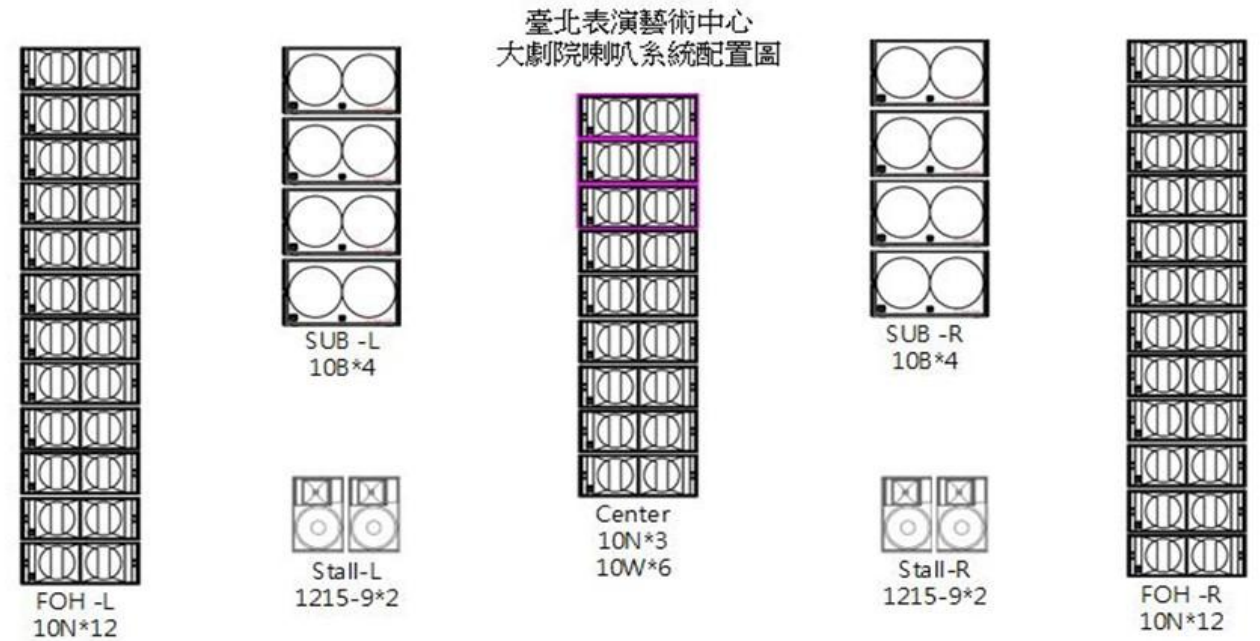
## f. Video equipment

<b>Video equipment</b>				
NO	Item	Type	Amount	Note
1	Infrared camera (For Conductor Use)	CDOUBLES TWA-CE2425N4.2X	2	chargeable items
2	32" CCTV (For Orchestra Use)	SAMSUNG UA32N4000AWZW	4	chargeable items
3	42" CCTV (For Orchestra Use)	SAMSUNG UA43TU8000WXZW	3	*One is fixed on the 6F auditorium wall chargeable items

## g. Cable &amp; Audio Accessories

Cable & Stand Accessories				
NO	Item	Type	Amount	Note
1	Orchestra music stand	K&M 11965-000-55-black	60	
2	Music stand light	K&M 12295-018-55-black	65	
3	Instrument Tray	K&M 12218-000-55-black	60	
4	Orchestra conductor stand desk	K&M 12338-000-55-black	2	
5	Mic Stand	CNBear K308B	16	
6	Microphone Stand (two-boom)	K&M 25200-300-55	10	Please bring your own 3/8 to 5/8 thread adapter
7	Microphone stand (Low-level)	K&M 25900-300-55	10	Please bring your own 3/8 to 5/8 thread adapter
8	Microphone stand (Round Base)	K&M 26145-300-55	10	Please bring your own 3/8 to 5/8 thread adapter
9	Microphone stand (Low/Round Base)	K&M 25960-300-55	10	Please bring your own 3/8 to 5/8 thread adapter
10	Speaker Stand	SoundKing SB315	8	
11	Speaker Stand	ST168B	8	
12	Microphone XLR Cable	5M	10	
13	Microphone XLR Cable	10M	10	
14	Microphone XLR Cable	20M	10	
15	4P-Speakon	5M	5	
16	4P-Speakon	10M	5	
17	4P-Speakon	20M	10	
18	3mm/3C Power Cord 5M	5M	5	
19	3mm/3C Power Cord 15M	15M	5	
20	Power Strip		5	

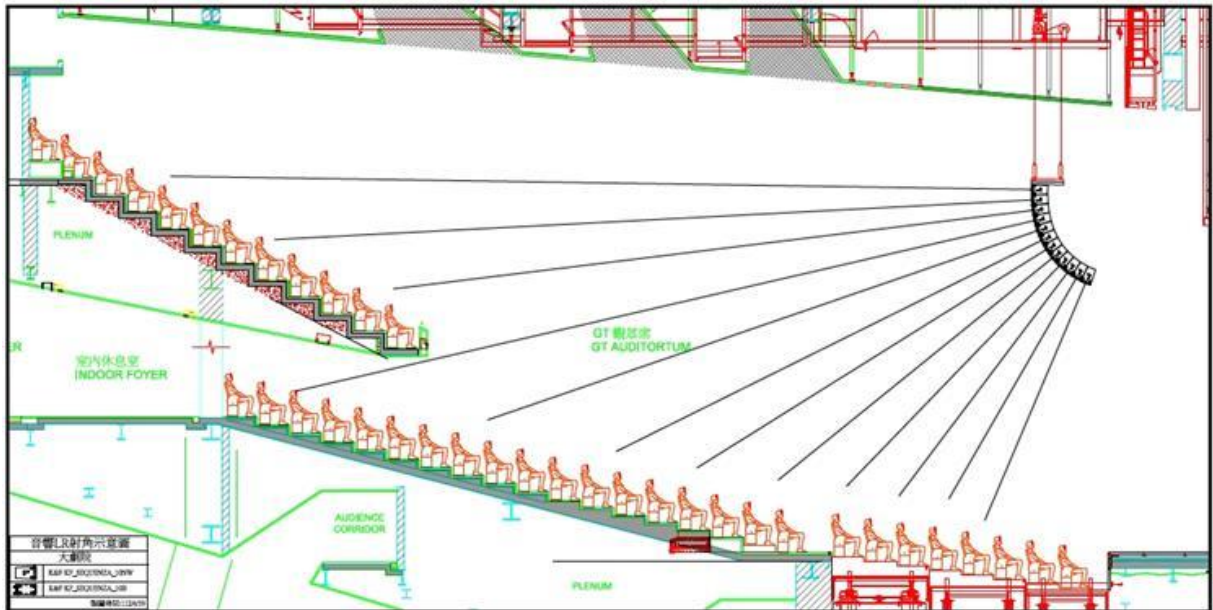
### h. Speaker System Dispose Chart



GT Input Channel List		
Channel	Input	備註
Ch1	FOH Left	左側主陣列喇叭
Ch2	Center Cluster	中置陣列喇叭
Ch3	FOH Right	右側主陣列喇叭
Ch4	Fly_Sub_L	左側重低音
Ch5	Fly_Sub_R	右側重低音
Ch6	Stall_L	左側台口音場補償喇叭
Ch7	Stall_R	右側台口音場補償喇叭
Ch8	Front Fill	台唇音場補償低音喇叭
Ch9	Delay_L	7樓左側延遲喇叭
Ch10	Delay_R	7樓右側延遲喇叭
Ch11	Balcony	5樓樓座下延遲喇叭
Ch12	Stage 1	舞台監聽~下舞台兩側
Ch13	Stage 2	舞台監聽~中舞台兩側
Ch14	Stage 3	舞台監聽~上舞台兩側
Ch15	Side Fill / L	舞台監聽~舞台鏡框左側
Ch16	Side Fill / R	舞台監聽~舞台鏡框右側



### i. Sound Flow



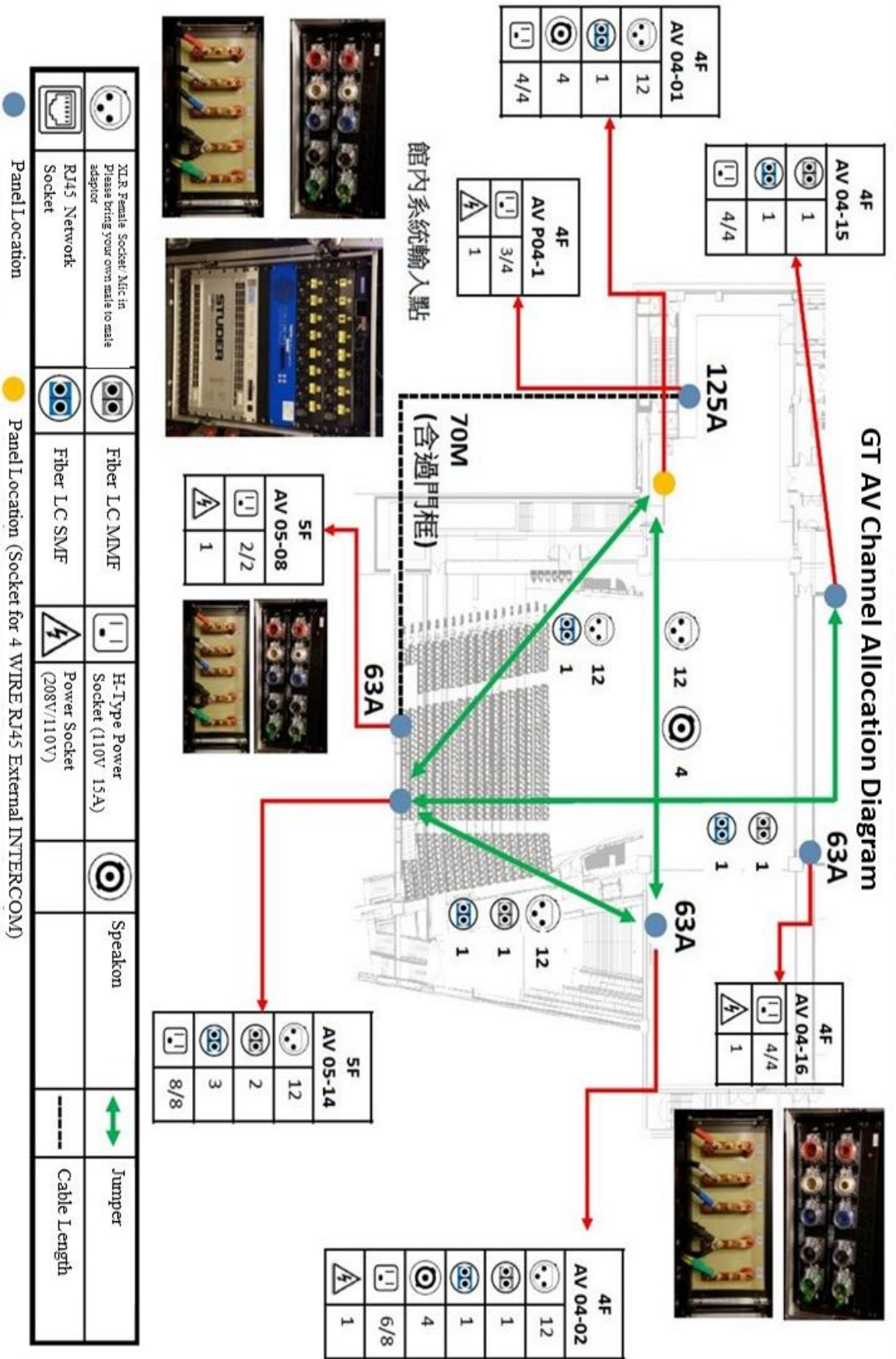
左右主線陣列喇叭投射角度示意圖



中置線陣列喇叭投射角度示意圖



## j. Channel Dispose Chart



## k. Panel Layout

### GT Panel Layout



Mic in

Control Panel		Down Stage Right		Down Stage Left	
Panel	NO.	Panel	NO.	Panel	NO.
AV 05-14	1-12	AV 04-01	1-12	AV 04-02	1-12



Speakon

Control Panel		Down Stage Right		Down Stage Left	
Panel	NO.	Panel	NO.	Panel	NO.
		AV 04-01	1-4	AV 04-02	1-4

## 5. Other Equipments & Dressing Room

### a. Other Equipments

No	Item	Dimension	GT	BB	Note
1	Aluminum Stage Deck	178cm*95cm	4		*With two-dimensional legs suitable for front and rear rows
		182cm*91cm		3	*With adjustable leg 90-150 cm*6 60-100 cm *6
2	Back Side Chair (Black)		80	40	
3	Folding table	180cm*75cm	30	20	
4	Steamers		3	3	
5	Iron + sleeve board		1 set	1 set	
6	Dressing Mirror		3	3	
7	Hanger		100	100	
8	Hanger Cart		7		
9	Sewing Machine		1	1	
10	Hair Dryer		3	3	

### b. List of Dressing room

Room No	Room Name	Capacity	Toilet	Shower	Note
<b>3F (Total : 12 / Capacity : 59 )</b>					
<b>301</b>	(GT) Personal	<b>1</b>	1	1	
<b>302</b>	(GT) Personal	<b>1</b>	1	1	
<b>303</b>	(GT) Group (Medium)	<b>5</b>	1	1	
<b>304</b>	(GT) Group (Medium)	<b>5</b>	1	1	
<b>305</b>	(GT) Personal	<b>1</b>	1	1	
<b>306</b>	(GT) Personal	<b>1</b>	1	1	
<b>307</b>	(GT) Personal	<b>1</b>	1	1	
<b>308</b>	(GT) Group (Large)	<b>16</b>	none	none	
<b>309</b>	(GT) Personal	<b>1</b>	1*	1	Accessible toilet

<b>310</b>	(GT) Personal	<b>1</b>	1*	1	Accessible toilet
<b>311</b>	(GT) Group (Large)	<b>14</b>	none	none	
<b>312</b>	(GT) Group (Large)	<b>12</b>	none	none	
<b>4F (Total : 2 / Capacity : 3 ) (Subject to availability)</b>					
<b>401</b>	(BB) Personal	<b>2</b>	1*	1	Accessible toilet
<b>402</b>	(BB) Personal	<b>1</b>	none	none	
<b>5F(Total : 6 / Capacity : 21 ) (Subject to availability)</b>					
<b>501</b>	(BB) Personal	<b>1</b>	1	1	
<b>502</b>	(BB) Personal	<b>1</b>	1	1	
<b>503</b>	(BB) Group (Medium)	<b>5</b>	1	1	
<b>504</b>	(BB) Group (Medium)	<b>5</b>	1	1	Shower without Cubicle
<b>505</b>	(BB) Personal	<b>1</b>	1	1	
<b>506</b>	(BB) Group (Medium)	<b>8</b>	none	none	
<b>6F (Total : 9 / Capacity : 74 ) (Subject to availability)</b>					
<b>601</b>	(GP) Group (Medium)	<b>9</b>	none	none	
<b>602</b>	(GP) Group (Medium)	<b>5</b>	none	none	
<b>603</b>	(GP) Group (Medium)	<b>4</b>	none	none	
<b>604</b>	(GP) Group (Large)	<b>17</b>	1	3	
<b>605</b>	(GP) Group (Large)	<b>19</b>	1	3	
<b>606</b>	(GP) Group (Medium)	<b>5</b>	1	1	
<b>607</b>	(GP) Group (Medium)	<b>5</b>	1*	1	Accessible toilet
<b>608</b>	(GP) Group (Medium)	<b>6</b>	none	none	Near Orchestra Pit With wash basin *1
<b>609</b>	(GP) Group (Medium)	<b>4</b>	none	none	Near Orchestra Pit With wash basin *1
<b>7F (Total : 6 / Capacity : 21 ) (Subject to availability)</b>					
<b>701</b>	(GP) Personal	<b>1</b>	1	1	
<b>702</b>	(GP) Personal	<b>1</b>	1	1	
<b>703</b>	(GP) Group (Medium)	<b>5</b>	1	1	
<b>704</b>	(GP) Group (Medium)	<b>5</b>	1	1	
<b>705</b>	(GP) Personal	<b>1</b>	1	1	
<b>706</b>	(GP) Group (Medium)	<b>8</b>	none	none	